



BERNES
ALUMINIUM



ALÜMİNYUM
PROFİL KATALOĞU
ALUMINUM
PROFILE CATALOG

HAKKIMIZDA

ABOUT US

Bernes Endüstriyel & Alüminyum olarak sadece alüminyum üretmiyoruz; işinizin her alanında gönül rahatlığıyla kullanabileceğiniz çözümler sunuyoruz.

Fiziksel, kimyasal ve mekanik performansı değerlendirildiğinde, alüminyum; çelik, bakır, bronz ve titanyum gibi metallerle yarışan, son derece çok yönlü ve yüksek performanslı bir mühendislik malzemesidir. Düşük ağırlığı, yüksek dayanımı, mükemmel şekil alabilirliği, geri dönüştürülebilirliği, korozyon direnci ve üstün iletkenliği ile alüminyum, günümüz endüstrisinde kritik bir rol üstlenmektedir.

İhtiyacınıza özel alüminyum çözümleri üretiyoruz; böylece operasyonlarınızda verimlilik, hassasiyet ve uzun ömürlü performans sağlayabilirsiniz. İster soğutma sistemleri, ister inşaat, ister makine veya enerji altyapısı olsun — ürünlerimiz işinizi desteklemek için tasarlandı.

Alüminyumun doğal olarak oluşan oksit tabakası sayesinde sunduğu korozyon direnci, onu zorlu koşullar altında bile güvenle kullanılabilir hale getirir. Hafif yapısı ve kolay işlenebilirliği ise otomotiv, havacılık, ambalaj ve beyaz eşya gibi geniş bir yelpazede tercih edilmesini sağlar.

Bernes olarak amacımız net:

Dayanıklı, sade ve güvenilir çözümlerle alüminyumu işinize değer katacak şekilde üretmek.

Günümüzün hızla dönüşen sanayi dünyasında; sürdürülebilirlik, enerji tasarrufu ve akıllı tasarım artık birer tercih değil, bir zorunluluktur. Alüminyum bu dönüşümün merkezindedir. Biz de bu geleceğin bir parçası olmaktan gurur duyuyoruz — her bir profilimizle güvenilir, verimli ve sürdürülebilir çözümler sunuyoruz.

Bernes Endüstriyel & Alüminyum:

Dayanıklılığın hassasiyetle, metalin amaçla buluştuğu yer.



HAKKIMIZDA

ABOUT US

At Bernes Endüstriyel & Alüminyum, we don't just supply aluminium — we engineer reliability, so you can use it with confidence in every corner of your business.

When it comes to physical, chemical, and mechanical performance, aluminium stands out as one of the most versatile and high-performing materials — rivaling steel, copper, bronze, and titanium. Thanks to its low weight, high strength, excellent formability, recyclability, corrosion resistance, and superior conductivity, aluminium plays a critical role in modern industry.


We produce aluminium solutions tailored to your needs, so you can achieve efficiency, precision, and long-lasting performance in your operations. From HVAC systems to construction, from machinery to energy infrastructure — our components are built to support your success.

With its naturally forming oxide layer, aluminium offers exceptional resistance to corrosion, making it ideal for demanding environments. Its lightweight nature and ease of processing allow for broad application in automotive, aerospace, packaging, and consumer goods industries.

**At Bernes, our mission is clear:
To deliver aluminium you can trust — engineered for strength, shaped for simplicity, and designed for seamless integration.**

In today's rapidly evolving industrial landscape, sustainability, energy savings, and smart design are no longer optional. Aluminium is at the heart of this transformation. We are proud to be part of this future — providing reliable, efficient, and sustainable solutions with every profile we manufacture.

**Bernes Endüstriyel & Alüminyum:
Where strength meets precision, and metal meets purpose.**



İÇİNDEKİLER

INDEX

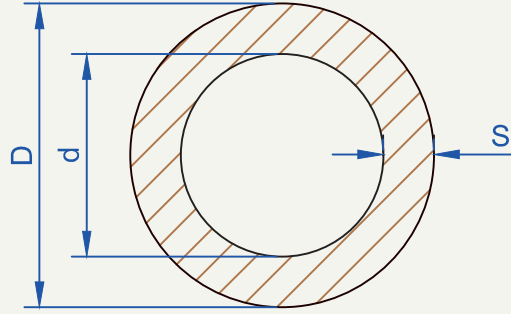
BORU PROFİLLERİ / PIPE PROFILES	6-9
KUTU PROFİLLERİ / BOX PROFILES	10-11
LAMA PROFİLLERİ / LAMA PROFILES	12-14
KÖŞEBENT PROFİLLER / ANGLE PROFILES	15-16
T PROFİLLER / T PROFILES	17-18
U PROFİLLERİ / U PROFILES	19-20
YUVARLAK DOLU PROFİLLER / FILLED ROUND PROFILES	21-22
KLASİK KÜPEŞTE PROFİLLERİ / CLASSIC HANDRAIL PROFILES	23-33
PRİZMATİK KÜPEŞTE PROFİLLERİ / PRISMATIC HANDRAIL PROFILES	34-42
DÜZ ALDOKS PROFİLLER / FLAT ALDOX PROFILE	43-48
C 60 PROFİLLERİ / C 60 PROFILES	49-54
BAĞLANTI PROFİLLERİ / CONNECTOR PROFILES	55-57
CAM BALKON PROFİLLERİ / GLASS BALCONY PROFILES	58-63
OTOMATİK KAPI PROFİLLERİ / AUTOMATIC DOOR PROFILES	64-65
JALUZİ DİKEY PERDE PROFİLLERİ / VERTICAL BLIND PROFILES	66-68
PANJUR PROFİLLERİ / ROLLER SHUTTER PROFILES	69-71
SİNEKLİK PROFİLLERİ / SCREEN PROFILES	72-76
CAM ÇITA PROFİLLERİ / GLASS SLAT PROFILES	77-78
TUBA SÜRME SERİ PROFİLLERİ / TUBA RIDING SERIAL PROFILES	79-88

LEKSAN PROFİLLERİ / LEKSAN PROFILES	89-92
ÇERÇEVE PROFİLLERİ / FRAME PROFILES	93-94
GÜNEŞ ENERJİ PROFİLLERİ / SOLAR ENERGY PROFILES	95-99
GÜNEŞ KIRICI PROFİLLER / SUNSHADE PROFILES.....	100-101
ASANSÖR PROFİLLERİ / LIFT PROFILE	102-107
TENTE PROFİLLERİ / AWNING PROFILES.....	108-111
MENFEZ PROFİLLERİ / CULVERT PROFILES.....	112-119
AKSESUAR PROFİLLERİ / ACCESSORY PROFILES.....	120-131
HAVALANDIRMA PROFİLLERİ / VENTILATION PROFILES.....	132-133
MOBİLYA PROFİLLERİ / FURNITURE PROFILES	134-136
SERA PROFİLLERİ / GREENHOUSE PROFILES	137-142
RAY PROFİLLERİ / RAIL PROFILES	143-145
DİLATASYON PROFİLLERİ / DILATION PROFILES	146-147
KAROSER PROFİLLERİ / CHASSIS PROFILES.....	148-149
İZOKLİMATİK / ISOCLIMATIC SYSTEM.....	150-151
PERGOLA PROFİLLERİ / PERGOLA PROFILES.....	152-154
GİYOTİN PROFİLLERİ / GIYOTIN PROFILES.....	155-157
ASKILI SİSTEM PROFİLLERİ / HANGING SYSTEM PROFILES.....	158-159
ISI YALITIM PROFİLLERİ / THERMAL INSULATION PROFILES.....	160-164
OTOMOTİV PROFİLLERİ / AUTOMOTIVE PROFILES	165-167

BORU PROFİLLERİ

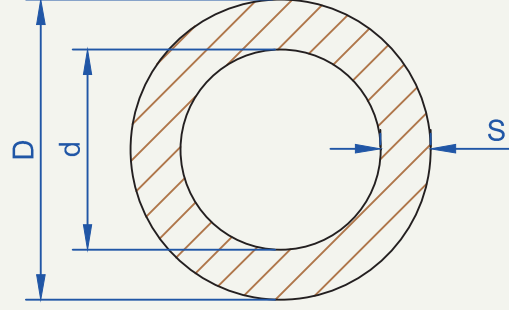
PIPE PROFILES

BORU PROFİLLERİ / PIPE PROFILES



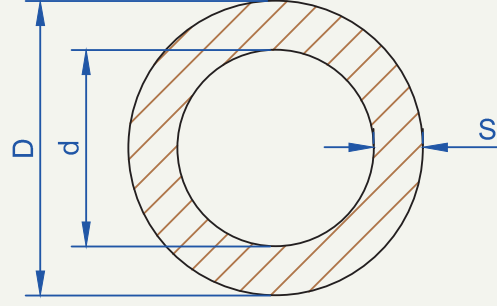
PROFİL NO	D	d	S	GRAMAJ kg/mt
1018	6	4	1	0,043
1036	6,8	5	0,9	0,045
1004	8	6	1	0,060
1050	9	7	1	0,068
1033	10	8	1	0,077
1029	12	10,2	0,9	0,085
1041	12	11	1	0,093
1023	14,9	12,8	1,05	0,124
1042	16	12	2	0,238
1057	16	13	1,5	0,170
1014	18,2	16,2	1	0,146
1020	19	13	3	0,409
1048	19	16,6	1,2	0,182
1021	20	18	1	0,162
1032	20	17	1,5	0,236
1089	20	5,3	7,35	0,795
1047	21,5	19,5	1	0,175
1016	22	20	1	0,178
1083	22	19,5	1,25	0,221
1017	23,8	14	4,9	0,788
1006	24	16,5	3,75	0,644
1024	24	14	5	0,809
1049	24	18	3	0,536
1076	24,8	17,2	3,8	0,682

BORU PROFİLLERİ / PIPE PROFILES



PROFİL NO	D	d	S	GRAMAJ kg/mt
1090	24,9	8,5	8,2	1,170
1070	25	23	1	0,205
1085	25	6	9,5	1,258
1072	25,6	8,5	8,55	1,245
1081	28	10	9	1,462
1058	29,7	25	2,35	0,547
1059	29,7	22,25	3,88	0,867
1005	30	22,5	3,75	0,835
1008	30	27	1,5	0,360
1012	30	25	2,5	0,585
1013	30	8,5	10,75	1,762
1037	30	14	8	1,498
1061	30	22,25	3,87	0,835
1073	30	26	2	0,479
1028	32	27	2,5	0,628
1039	32	28	2	0,511
1026	34	29	2,5	0,670
1038	35	6,5	14,25	2,508
1065	38	35	1,5	0,470
1034	39	35	2	0,630
1007	40	35	2,5	0,795
1001	40	36	2	0,647
1071	40,5	36,5	2	0,656
1002	44,6	39,6	2,5	0,893
1010	44,6	20,6	12	3,331

BORU PROFİLLERİ / PIPE PROFILES

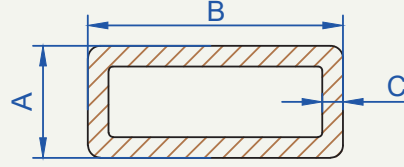


PROFİL NO	D	d	S	GRAMAJ kg/mt
1031	44,6	21	11,8	3,295
1064	47	35	6	2,094
1066	47	43	2	0,770
14025	50	27	11,5	3,780
1003	50	46	2	0,814
1025	50	45	2,5	1,011
1054	50	47	1,5	0,619
1055	50	45,6	2,2	0,895
1056	50	46,4	1,8	0,738
1093	50	47,4	1,3	0,539
1051	50,7	48,7	1	0,423
1080	51,3	40,5	5,4	2,118
1067	55	44	5,5	2,320
1000	57,5	52,5	2,5	1,170
1019	57,5	57,2	2,4	1,123
1022	60	54	3	1,456
1068	60	52	4	1,914
1069	60	54	3	1,460
51717	70,4	66,3	2,5	1,193
1060	75	65	5	2,979
1062	76	73,4	1,3	0,830
1078	82	78	2	1,368
1079	95	91	2	1,590
1074	100	28	36	19,680
1075	118	57	30,5	22,804

KUTU PROFİLLERİ

BOX PROFILES

KUTU PROFİLLERİ / BOX PROFILES

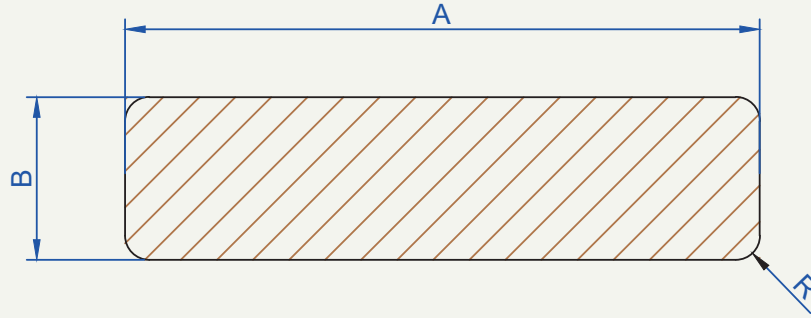


PROFİL NO	A	B	C	GRAMAJ kg/mt
2018	14	8	1	0,106
2014	20	60	1,2	0,505
2015	20	80	1,5	0,786
2011	25	17	1,1	0,237
2043	25	15	1,5	0,302
2034	30	20	2,5	0,612
2042	30	30	2,8	0,794
2002	30,2	50,2	2	0,825
2003	30,3	50,6	1,85	0,761
2009	31	31	1,9	0,576
2051	32	32	1,2	0,382
2041	32	32	1,5	0,475
2021	35	35	2	0,715
2024	35	15	1,8	0,452
2046	36	20	1,5	0,431
2012	37	34	1	0,374
2007	40	20	1,1	0,343
2008	40	60	2	1,037
2010	40	30	1,8	0,648
2019	40	40	6	2,211
2023	40	50	1	0,477
14268	46,5	46,5	2,4	1,147
2031	49,8	49,8	4	1,963
2004	60	60	3	1,860
2025	80	40	2	1,262
2022	80	40	6	3,512
2037	80	80	1,8	1,492
2040	80	80	2,5	2,063
2035	100	50	1,5	1,200
2044	110	30	1,5	1,032
50924	110	110	2	2,349

LAMA PROFİLLERİ

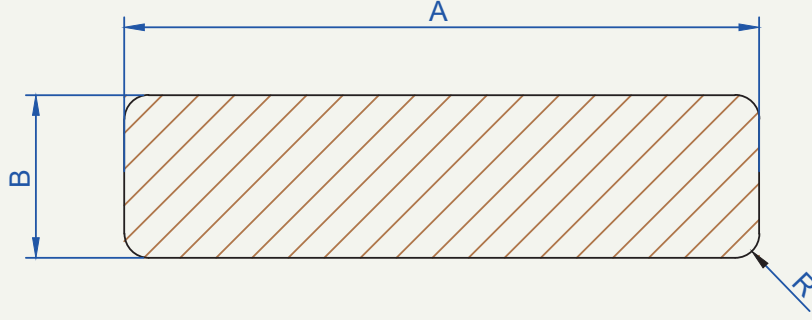
LAMA PROFILES

LAMA PROFİLLERİ / LAMA PROFILES



PROFİL NO	a	b	r	GRAMAJ kg/mt
3028	4	2,5	0,25	0,027
3007	8	1,5	0,25	0,033
3003	8,2	8,2	0,25	0,182
3020	9	9	0,25	0,219
3021	10	10	0,3	0,27
3014	12	4	0,25	0,13
3018	15	15	0,3	0,609
3029	16	8	0	0,347
3036	20	3	0,25	0,163
3002	20	10	0,25	0,54
3035	22	9,9	4,95	0,535
3027	25	2	0,25	0,135
3025	30	3	0,2	0,245
3017	30	6	0,25	0,488
3010	30	6,7	0,25	0,545
3009	35	5	0,25	0,476
3041	35	5	0,25	0,476
3044	36	7	0,25	0,685
3005	39	2	0,25	0,211
3040	40	5	0,25	0,544
3013	40	6	0,25	0,65
18044	40	10	5	1,026

LAMA PROFİLLERİ / LAMA PROFILES

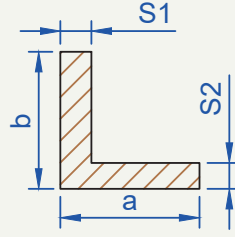


PROFİL NO	a	b	r	GRAMAJ kg/mt
3015	42,5	8,5	0,25	0,979
3026	50	2	0,25	0,271
3030	50	2	0,25	0,271
3024	50	3	0,25	0,407
3046	50	5	0,5	0,677
3011	50	7	0,25	0,949
3022	60	4	0,25	0,65
3012	60	10	0,25	1,626
3008	60	15	0,25	2,439
3000	61,5	20	0,25	3,333
3038	64	8,2	0,25	1,427
3032	65	3	0,25	0,53
3033	70	10	0,25	1,903
3001	73,5	20	0,25	3,984
3037	75	7	3,5	1,4
3004	79	6,9	3,45	1,45
3006	80	1,5	0,25	0,324
3019	80	2	0,25	0,433
3023	80	4	0,25	0,867
3016	90	13	0,25	3,171
3034	92	1,7	0,25	0,425
3039	120	8,2	0,25	2,676

KÖŞEBENT PROFİLLER

ANGLE PROFILES

KÖŞEBENT PROFİLLER / ANGLE PROFILES

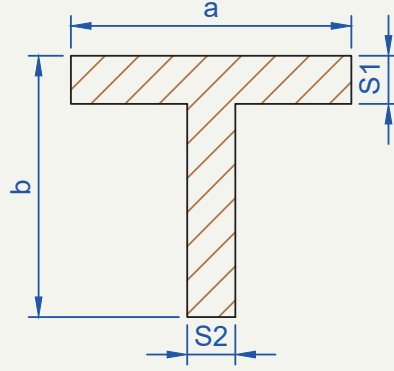


PROFİL NO	a	b	S1	S2	GRAMAJ kg/mt
4003	5	15	1	1	0,052
4041	8	8	2	2	0,076
4038	8	20	1,8	1,8	0,128
4004	10	20	1,1	1,1	0,086
4015	10	40	2	2	0,260
4016	15	20	2	2	0,178
4035	15	15	2	2	0,141
4030	15	15	3	3	0,219
4037	15	25	2	2	0,207
4005	20	40	1,9	1,9	0,299
4006	20	50	1,1	1,1	0,206
4009	20	40	1,2	1,2	0,191
4010	20	60	1,2	1,2	0,256
4013	20	20	1	1	0,106
4031	20	20	1	1	0,104
4033	20	80	1,1	1,1	0,296
4034	20	100	1,1	1,1	0,356
4000	20,2	50,5	1,5	1,5	0,281
4019	25	55	2	2	0,422
4025	25	25	1	1	0,133
4026	30	30	3	3	0,463
4011	30	80	1,5	1,5	0,441
4018	30	25	2	2	0,287
4020	30	30	1,45	1,45	0,309
4023	30	30	1,1	1,1	0,175
4029	35	65	1,5	1,5	0,399
4017	40	40	2	2	0,424
4021	40	40	1,45	1,45	0,308
4039	40	80	3	3	0,951
4040	50	30	2	2	0,152
4002	50	50	7	7	1,746
4028	50	60	4	4	1,154
4036	50	50	4,84	4,84	1,224
4022	60	80	3	3	1,113
4001	70	70	8	8	2,851
4032	70	70	2,5	2,5	0,920

T PROFILLER

T PROFILES

T PROFİLLER / T PROFILES

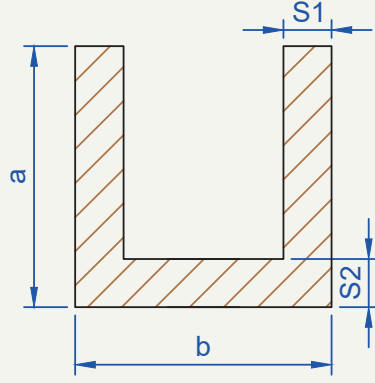


PROFİL NO	a	b	S1	S2	GRAMAJ kg/mt
5000	15,8	29,6	1,2	1	0,127
5001	30	30	1,5	1,5	0,239
5002	27	35	1,5	2	0,385
5003	30	16,8	1,8	1,8	0,219
5004	20	20	1	1	0,104
5005	30	30	1,2	1,2	0,192
5006	19	46,2	1,3	1,3	0,225

U PROFİLLER

U PROFILES

U PROFİLLERİ / U PROFILES

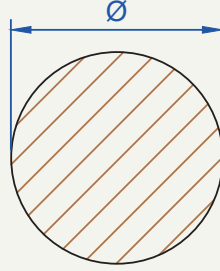


PROFİL NO	a	b	S1	S2	GRAMAJ kg/mt
6010	12	12	1	1	0,092
6009	15	10	1	1	0,103
6007	16	23	1	1	0,144
6001	17	17,5	0,9	0,9	0,120
6006	20	30	1	1	0,184
6012	30	120	1,4	1,2	0,611
6008	41,6	46	2	2	0,602
6002	60	40	3	3	1,252

YUVARLAK DOLU PROFİLLER

FILLED ROUND PROFILES

YUVARLAK DOLU PROFİLLER / FILLED ROUND PROFILES



PROFİL NO	Ø	"GRAMAJ kg/mt"
7005	6	0,076
7006	7	0,104
7007	8	0,136
7008	10	0,213
7011	11,9	0,301
7013	13	0,361
7001	16	0,545
7015	19	0,772
7023	19	0,771
7012	20	0,851
7018	22	1,034
7022	23,7	1,200
7010	25	1,330
7020	28	1,675
7002	30	1,915
7000	35	2,606
7009	40	3,405
7003	50	5,318
7017	55	6,438
7016	56	6,674
7004	60	7,634
7019	65	9,025
7014	80	13,622

KÜPEŞTE PROFİLLERİ

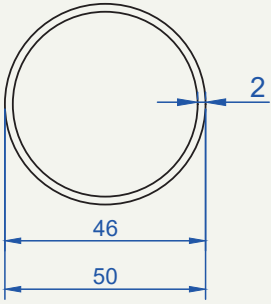
HANDRAIL PROFILES

KLASİK / PRİZMATİK
CLASSIC / PRISMATIC

KLASİK KÜPEŞTE PROFİLLERİ / CLASSIC HANDRAIL PROFILES

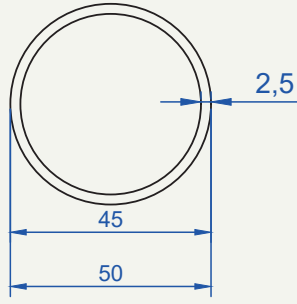
1003

0,814 kg/mt



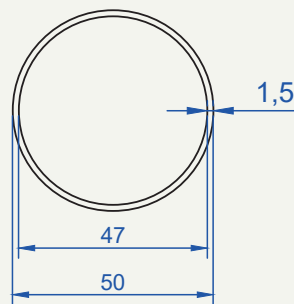
1025

1,011 kg/mt



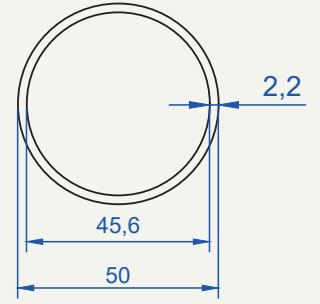
1054

0,619 kg/mt



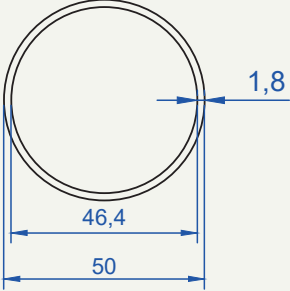
1055

0,895 kg/mt



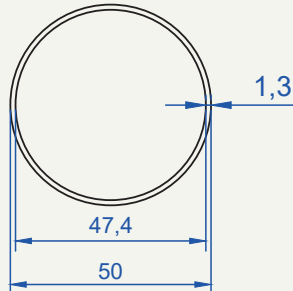
1056

0,738 kg/mt



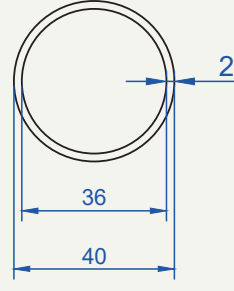
1093

0,539 kg/mt



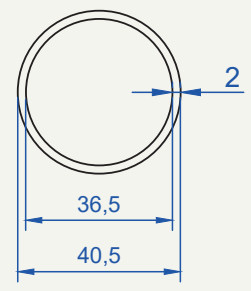
1001

0,647 kg/mt



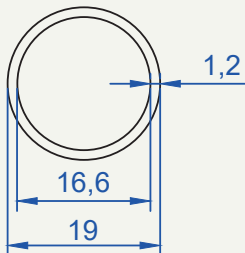
1071

0,656 kg/mt



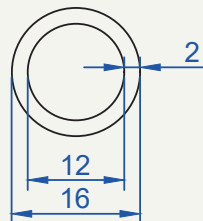
1048

0,182 kg/mt



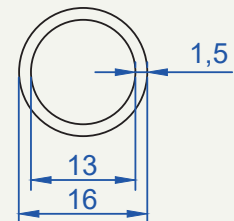
1042

0,238 kg/mt



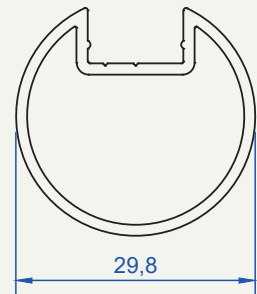
1057

0,170 kg/mt



14239

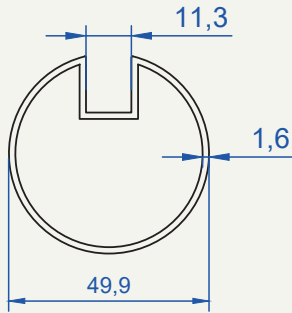
0,386 kg/mt



KLASİK KÜPEŞTE PROFİLLERİ / CLASSIC HANDRAIL PROFILES

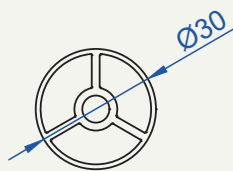
14134

0,787 kg/mt



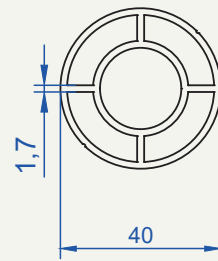
14199

0,594 kg/mt



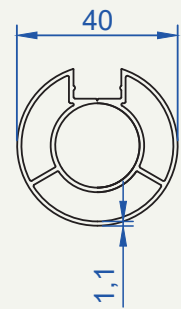
14083

0,992 kg/mt



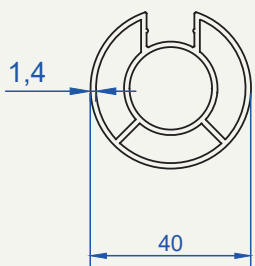
14291

0,651 kg/mt



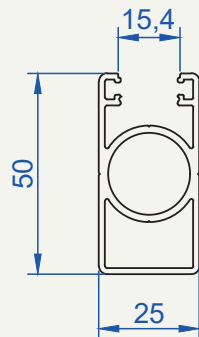
14102

0,801 kg/mt



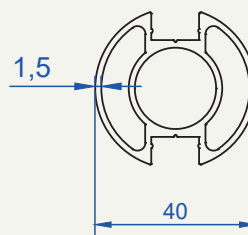
14191

0,872 kg/mt



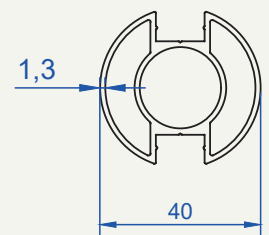
14023

0,903 kg/mt



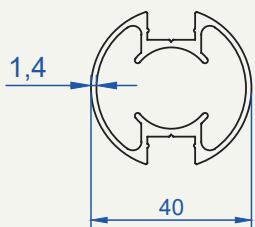
14112

0,755 kg/mt



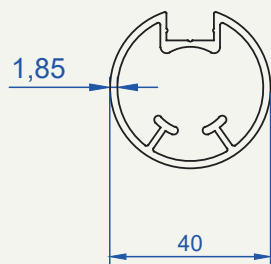
14031

0,770 kg/mt



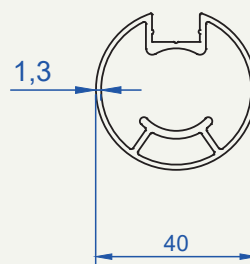
14067

0,805 kg/mt



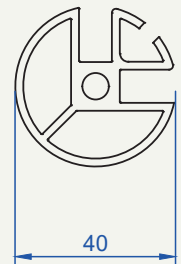
14126

0,697 kg/mt



14104

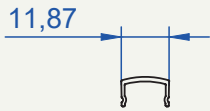
1,141 kg/mt



KLASİK KÜPEŞTE PROFİLLERİ / CLASSIC HANDRAIL PROFILES

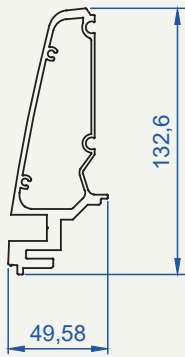
14024

0,060 kg/mt



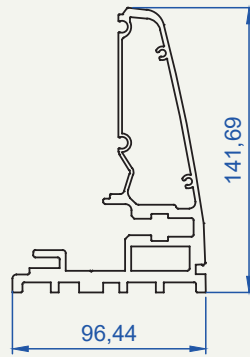
14114

2,975 kg/mt



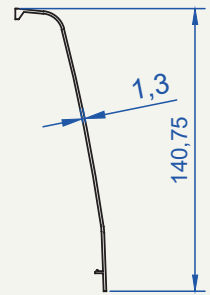
14113

5,285 kg/mt



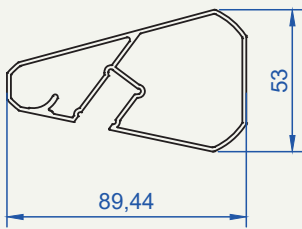
14115

1,290 kg/mt



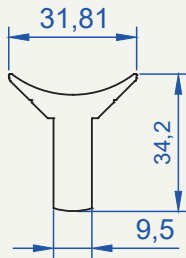
14116

1,247 kg/mt



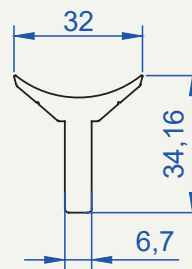
14012

1,003/kg/mt



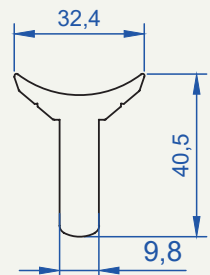
14080

0,805 kg/mt



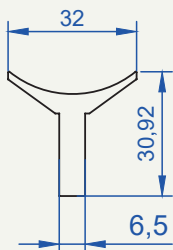
14000

1,236 kg/mt



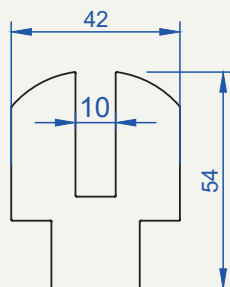
14136

0,674 /mt



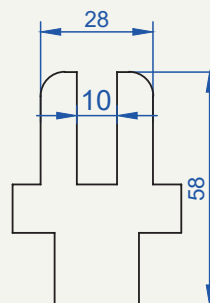
14002

4,135 kg/mt



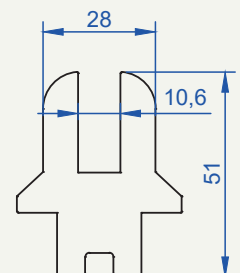
14003

3,724 kg/mt



14011

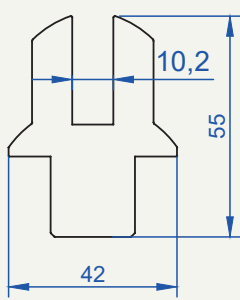
2,899 kg/mt



KLASİK KÜPEŞTE PROFİLLERİ / CLASSIC HANDRAIL PROFILES

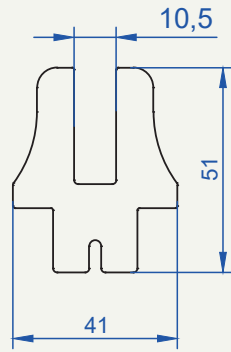
14013

3,313 kg/mt



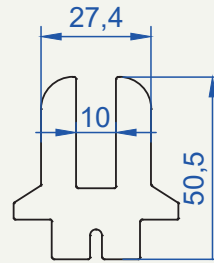
14018

3,135 kg/mt



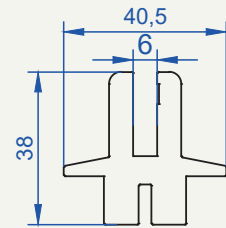
14065

2,648 kg/mt



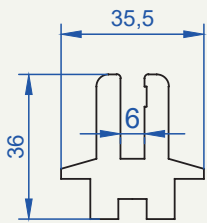
14118

1,722 kg/mt



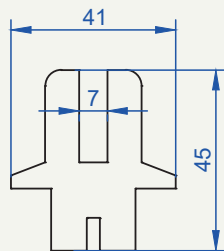
14119

1,570 kg/mt



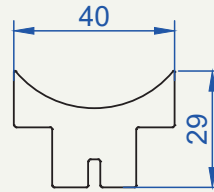
14137

2,509 kg/mt



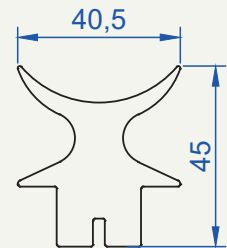
14019

1,639 kg/mt



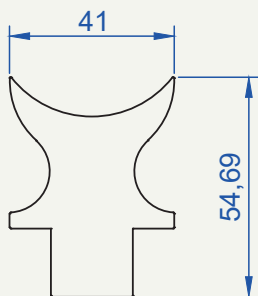
14020

2,213 kg/mt



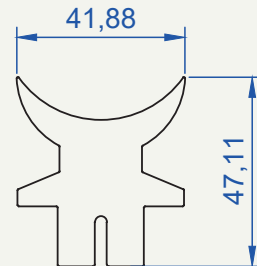
14058

3,421 kg/mt



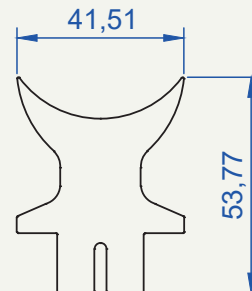
14064

2,793 kg/mt



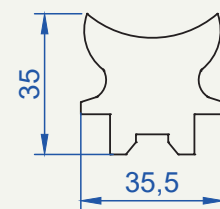
14066

3,256 kg/mt



14120

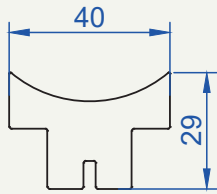
2,131 kg/mt



KLASİK KÜPEŞTE PROFİLLERİ / CLASSIC HANDRAIL PROFILES

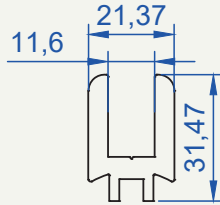
14143

1,798 kg/mt



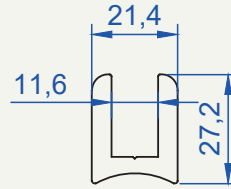
14005

0,921 kg/mt



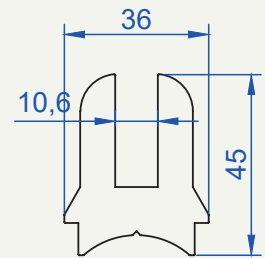
14006

0,829 kg/mt



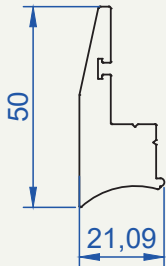
14026

2,416 kg/mt



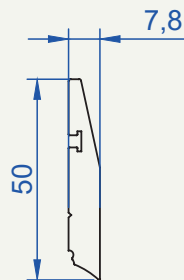
14081

1,340 kg/mt



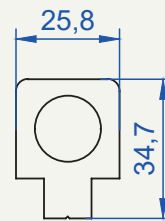
14082

0,831 kg/mt



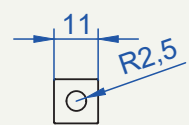
14001

1,473 kg/mt



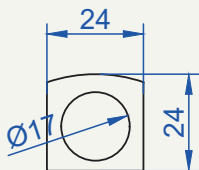
14015

0,285 kg/mt



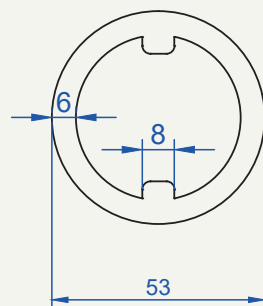
14129

0,906 kg/mt



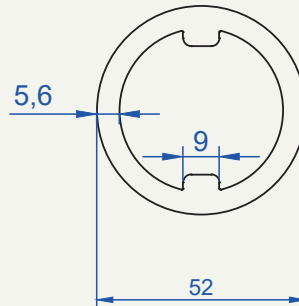
14004

2,595 kg/mt



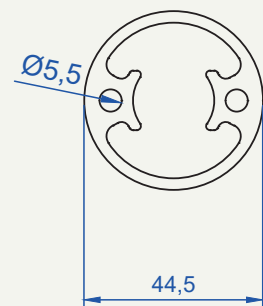
14069

2,420 kg/mt



14007

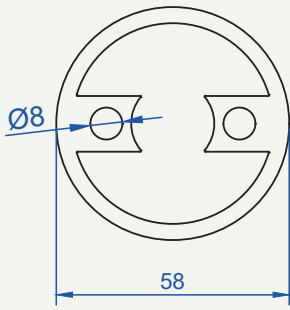
1,612 kg/mt



KLASİK KÜPEŞTE PROFİLLERİ / CLASSIC HANDRAIL PROFILES

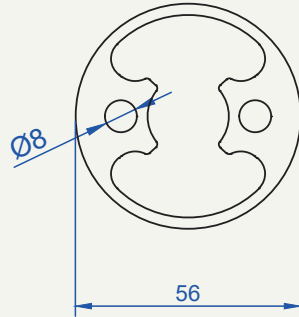
14105

2,719 kg/mt



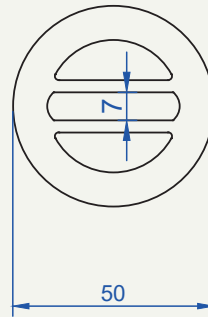
14117

2,796 kg/mt



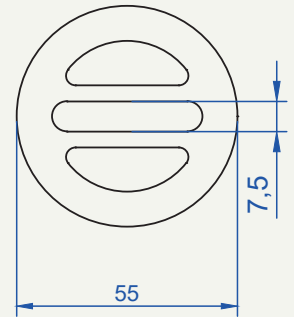
14016

3,545 kg/mt



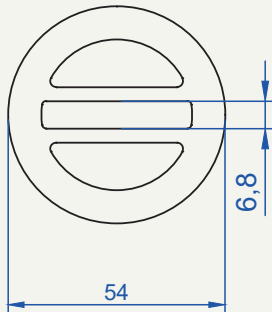
14060

4,302 kg/mt



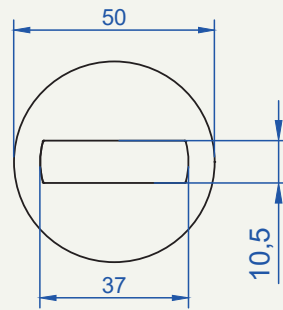
14070

3,923 kg/mt



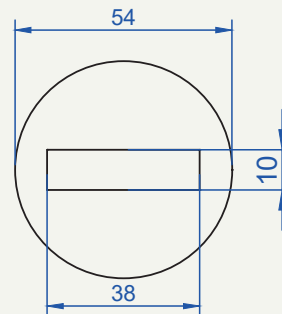
14010

4,293 kg/mt



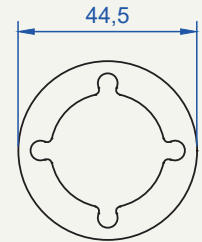
14128

5,187 kg/mt



14009

2,261 kg/mt



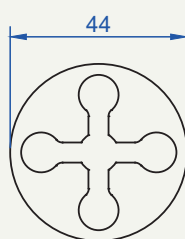
14027

1,095 kg/mt



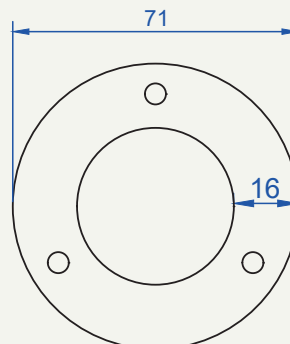
14028

2,803 kg/mt



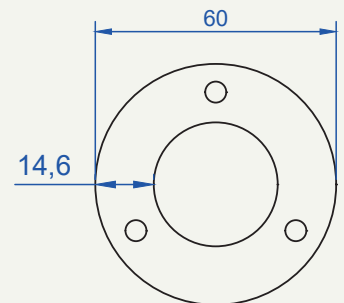
14071

7,339 kg/mt



14076

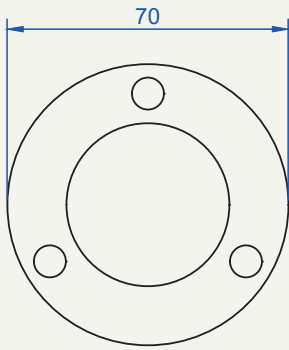
5,481 kg/mt



KLASİK KÜPEŞTE PROFİLLERİ / CLASSIC HANDRAIL PROFILES

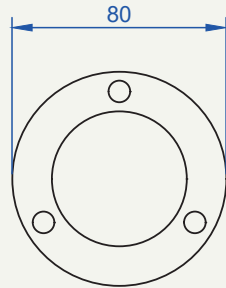
14122

6,540 kg/mt



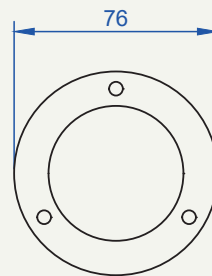
14123

7,805 kg/mt



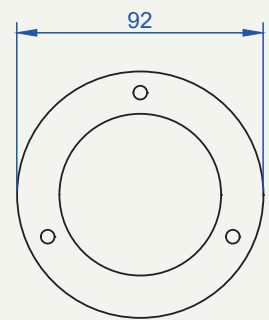
14141

6,713 kg/mt



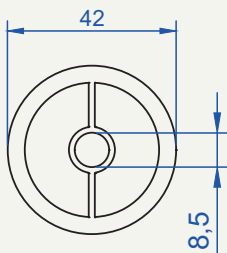
14142

10,092 kg/mt



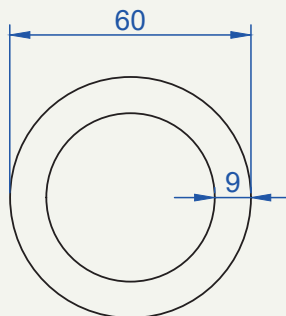
14121

1,892 kg/mt



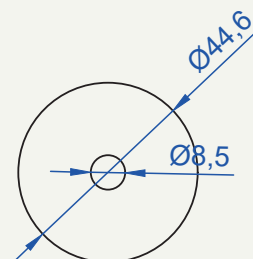
14029

3,908 kg/mt



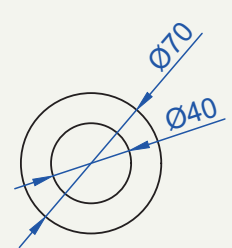
14194

4,093 kg/mt



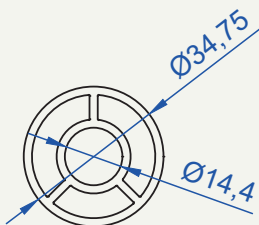
14195

7,047 kg/mt



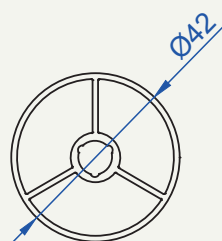
14196

0,941 kg/mt



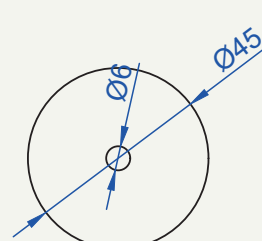
14197

0,819 kg/mt



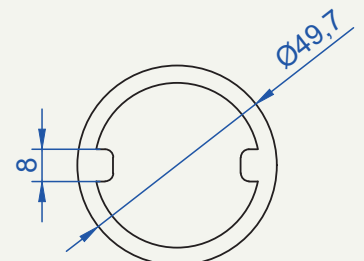
14198

4,248 kg/mt



14201

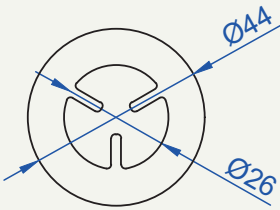
1,871 kg/mt



KLASİK KÜPEŞTE PROFİLLERİ / CLASSIC HANDRAIL PROFILES

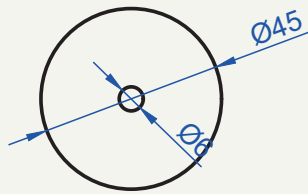
14202

2,872 kg/mt



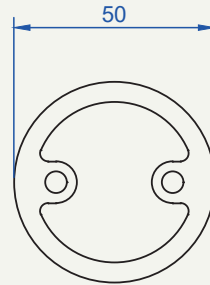
14198

4,248 kg/mt



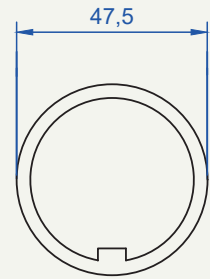
14241

2,348 kg/mt



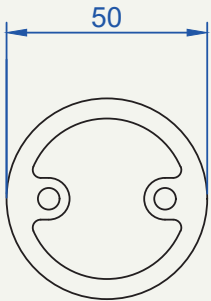
14221

1,324 kg/mt



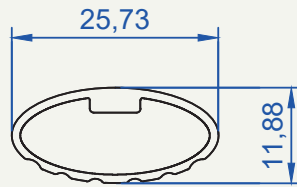
14241

2,348 kg/mt



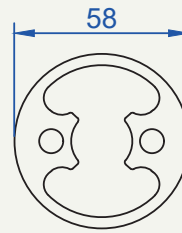
52096

0,191 kg/mt



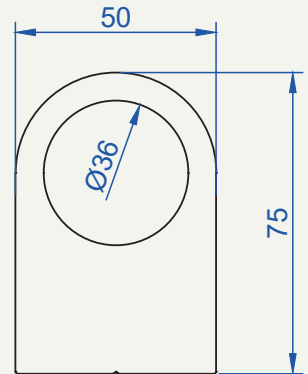
14008

3,271 kg/mt



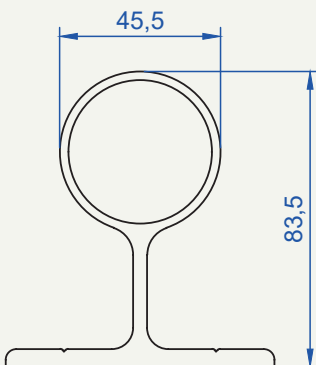
14014

6,696 kg/mt



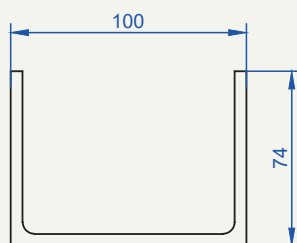
14085

2,391 kg/mt



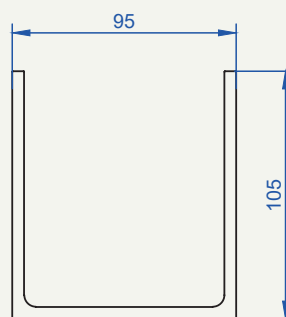
14088

3,284 kg/mt



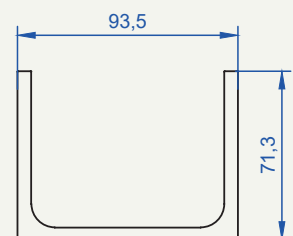
14089

4,059 kg/mt



14127

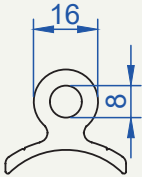
3,487 kg/mt



KLASİK KÜPEŞTE PROFİLLERİ / CLASSIC HANDRAIL PROFILES

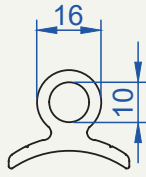
14138

0,721 kg/mt



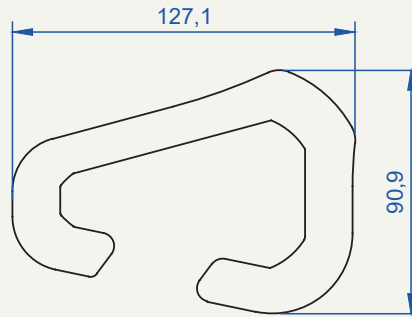
14139

0,648 kg/mt



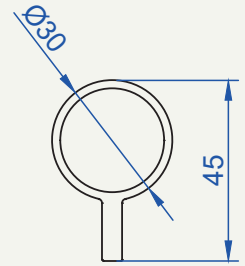
70105

12,170 kg/mt



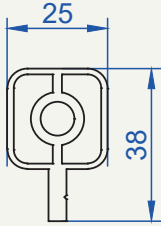
14110

0,714 kg/mt



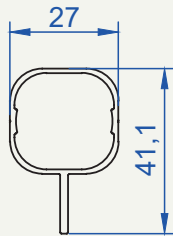
14130

0,796 kg/mt



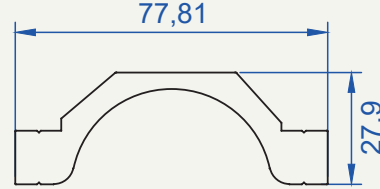
14144

0,406 kg/mt



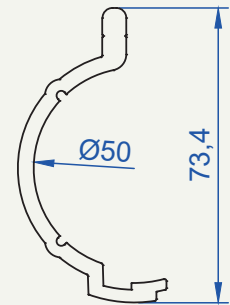
14111

2,087 kg/mt



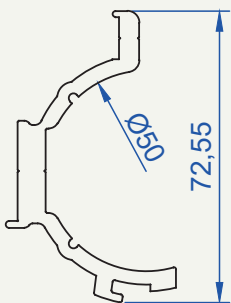
14131

1,192 kg/mt



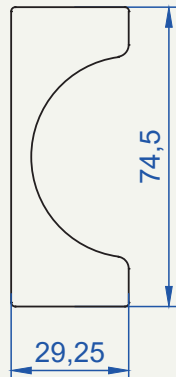
14133

1,444 kg/mt



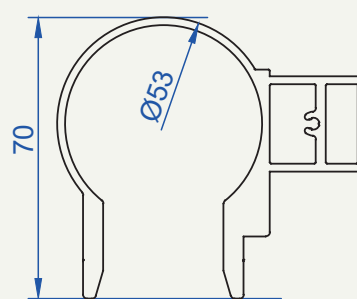
14109

3,326 kg/mt



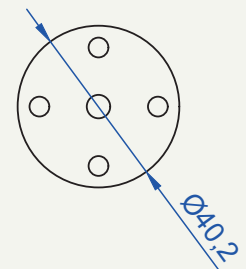
14145

2,153 kg/mt



14172

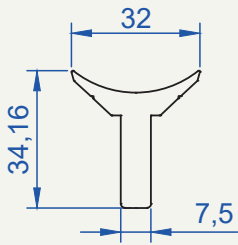
3,167 kg/mt



KLASİK KÜPEŞTE PROFİLLERİ / CLASSIC HANDRAIL PROFILES

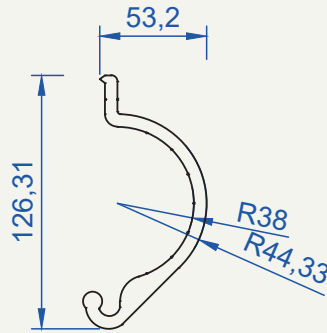
14174

0,864 kg/mt



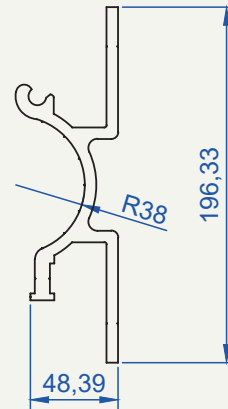
14176

3,579 kg/mt



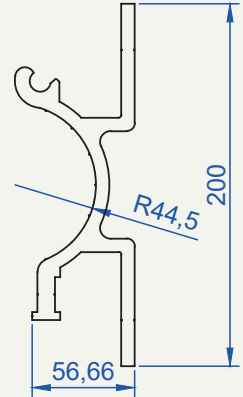
14177

6,079 kg/mt



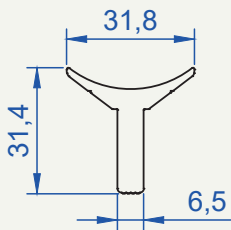
14179

7,733 kg/mt



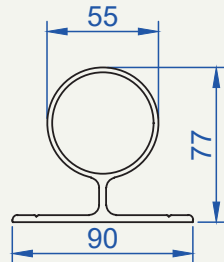
14180

0,690 kg/mt



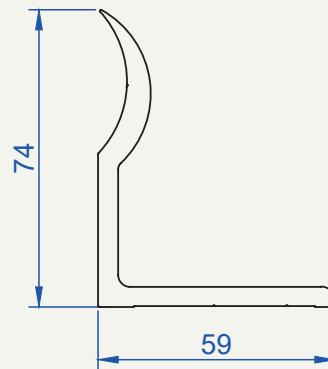
14181

2,194 kg/mt



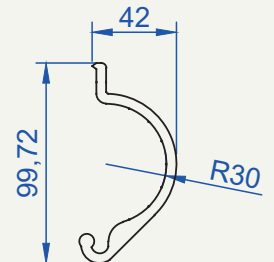
14182

1,762 kg/mt



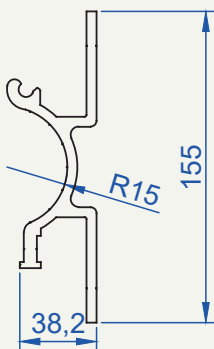
14184

2,230 kg/mt



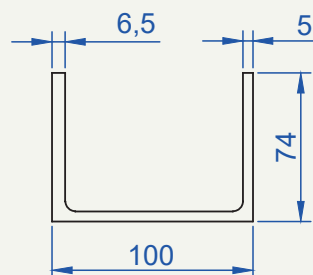
14185

3,788 kg/mt



14186

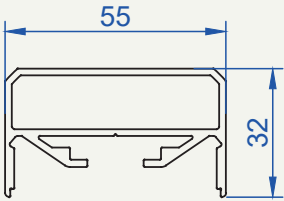
3,547 kg/mt



PRİZMATİK KÜPEŞTE PROFİLLERİ / PRISMATIC HANDRAIL PROFILES

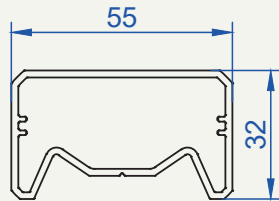
14046

0,998 kg/mt



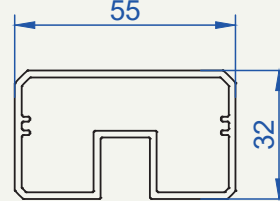
14146

0,863 kg/mt



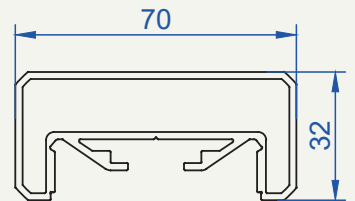
14149

0,937 kg/mt



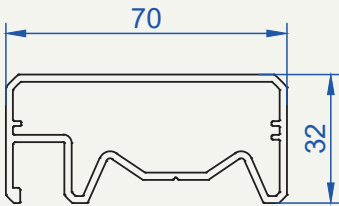
14035

1,298 kg/mt



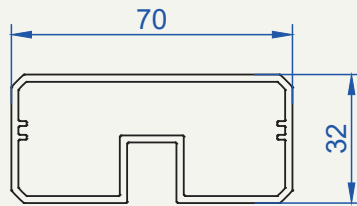
14147

1,135 kg/mt



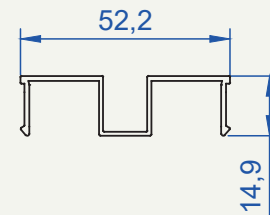
14148

1,105 kg/mt



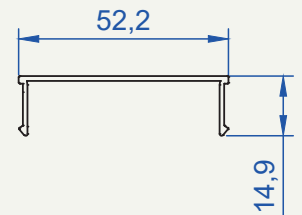
14036

0,345 kg/mt



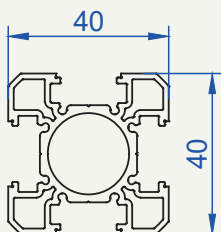
14037

0,277 kg/mt



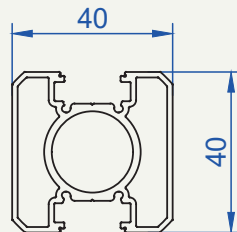
14034

1,154 kg/mt



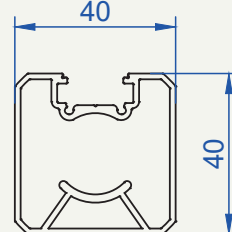
14057

1,033 kg/mt



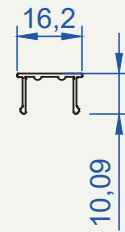
14150

0,892 kg/mt



14033

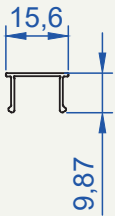
0,086 kg/mt



PRİZMATİK KÜPEŞTE PROFİLLERİ / PRISMATIC HANDRAIL PROFILES

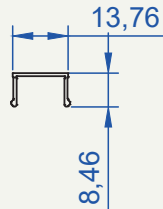
14103

0,077 kg/mt



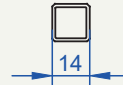
14042

0,070 kg/mt



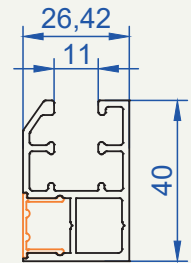
14051

0,161 kg/mt



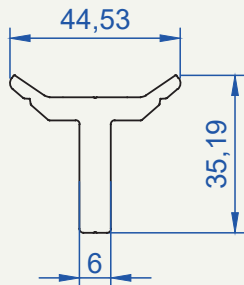
14157

0,615 kg/mt



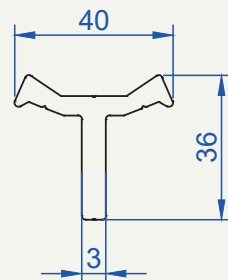
14055

1,197 kg/mt



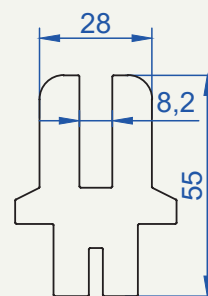
14155

0,995 kg/mt



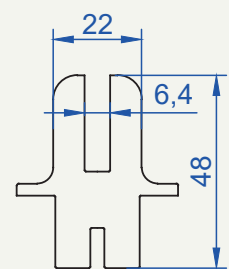
14054

3,322 kg/mt



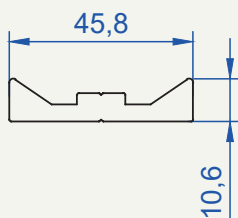
14154

2,447 kg/mt



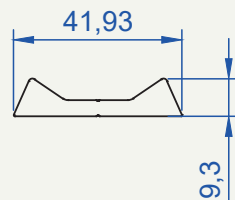
14073

0,846 kg/mt



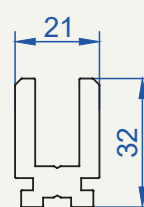
14153

0,622 kg/mt



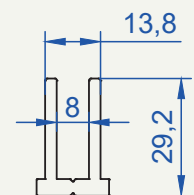
14040

1,022 kg/mt



14096

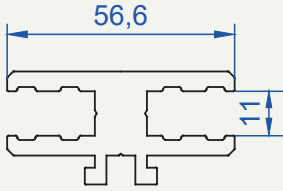
0,605 kg/mt



PRİZMATİK KÜPEŞTE PROFİLLERİ / PRISMATIC HANDRAIL PROFILES

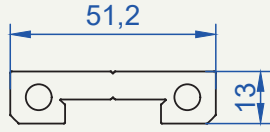
14095

1,987 kg/mt



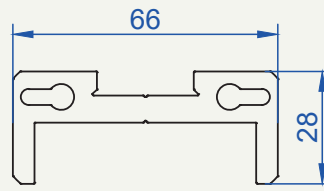
14047

1,232 kg/mt



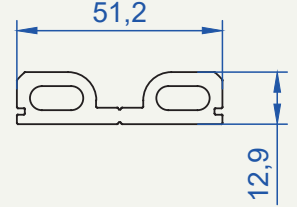
14059

2,010 kg/mt



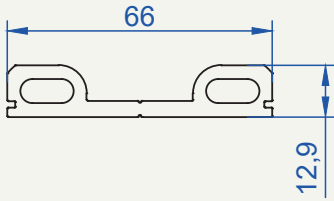
14158

1,044 kg/mt



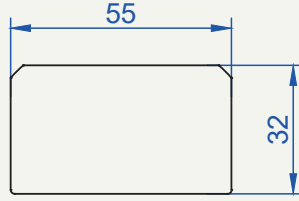
14152

1,206 kg/mt



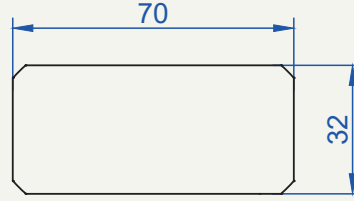
14038

4,763 kg/mt



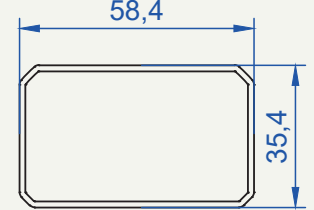
14039

6,040 kg/mt



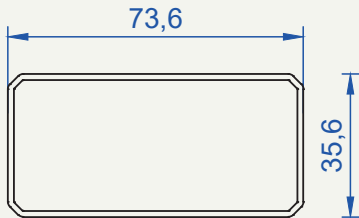
14156

0,707 kg/mt



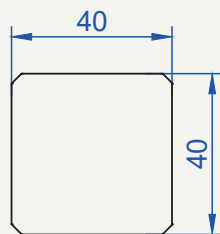
14079

0,847 kg/mt



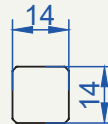
14052

4,315 kg/mt



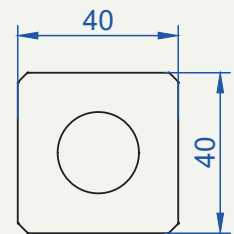
14050

0,536 kg/mt



14062

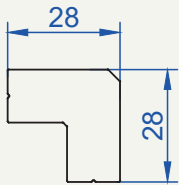
3,456 kg/mt



PRİZMATİK KÜPEŞTE PROFİLLERİ / PRISMATIC HANDRAIL PROFILES

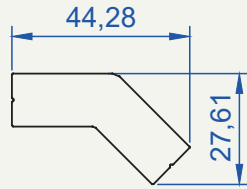
14044

1,529 kg/mt



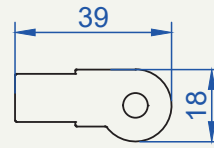
14045

1,672 kg/mt



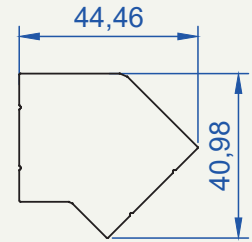
14074

1,396 kg/mt



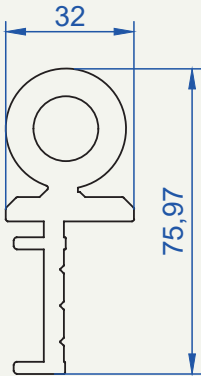
14043

3,394 kg/mt



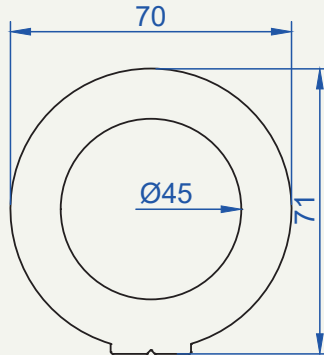
14063

2,564 kg/mt



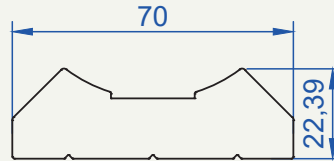
14072

6,217 kg/mt



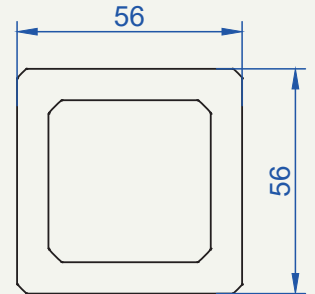
14075

3,217 kg/mt



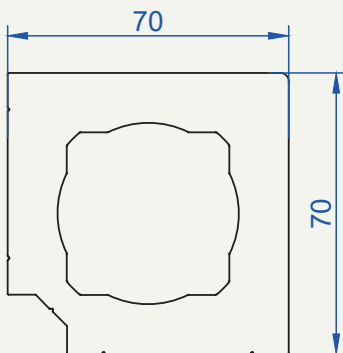
14053

4,122 kg/mt



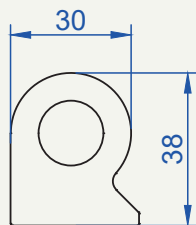
14049

8,055 kg/mt



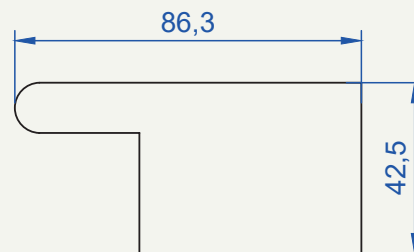
14086

2,193 kg/mt



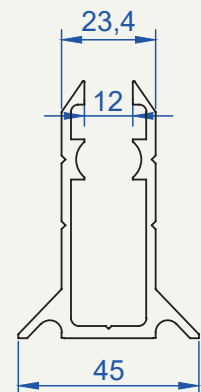
14166

7,416 kg/mt



50717

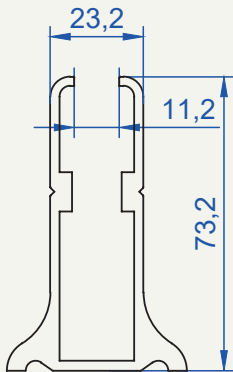
1,306 kg/mt



PRİZMATİK KÜPEŞTE PROFİLLERİ / PRISMATIC HANDRAIL PROFILES

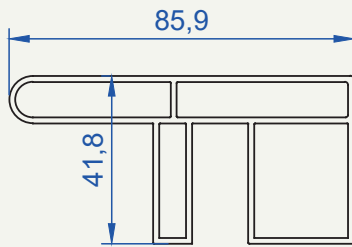
14135

1,669 kg/mt



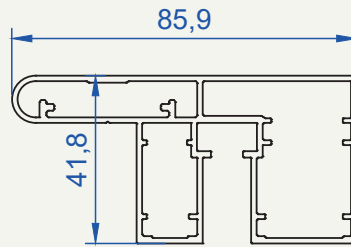
50777

1,667 kg/mt



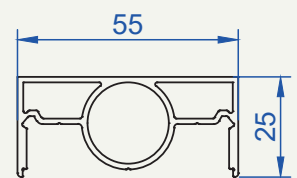
14162

1,430 kg/mt



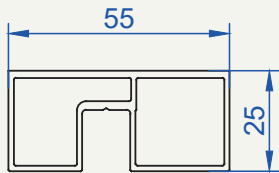
14163

0,792 kg/mt



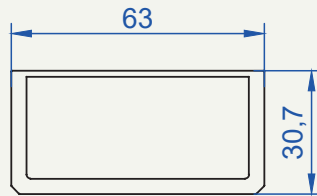
14164

0,781 kg/mt



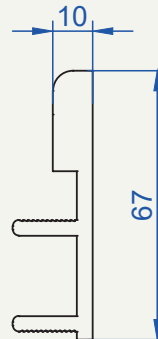
14165

1,173 kg/mt



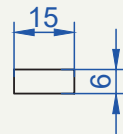
14159

1,461 kg/mt



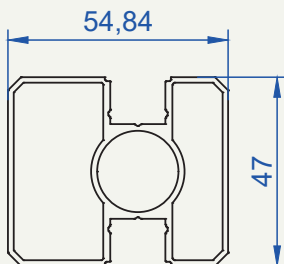
3014

0,244 kg/mt



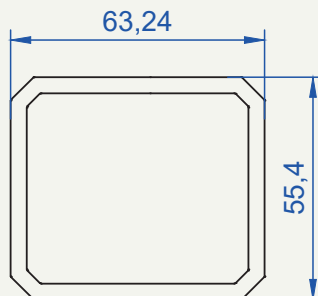
14169

1,250 kg/mt



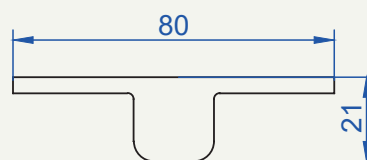
14170

2,321 kg/mt



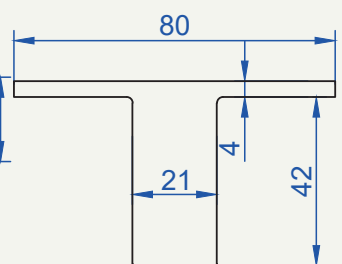
14168

1,793 kg/mt



14171

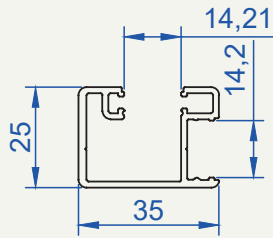
3,270 kg/mt



PRİZMATİK KÜPEŞTE PROFİLLERİ / PRISMATIC HANDRAIL PROFILES

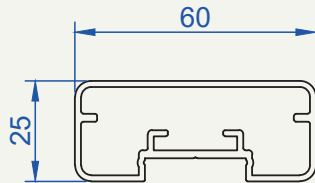
14189

0,524 kg/mt



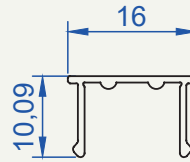
14190

0,839 kg/mt



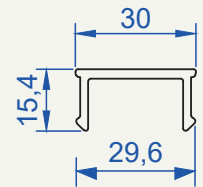
14183

0,085 kg/mt



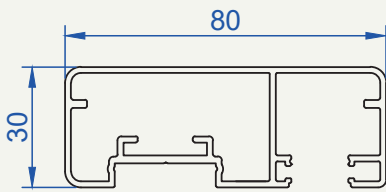
14192

0,084 kg/mt



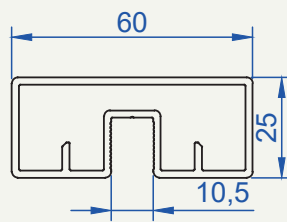
14193

1,150 kg/mt



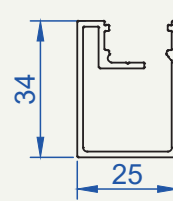
14200

0,993 kg/mt



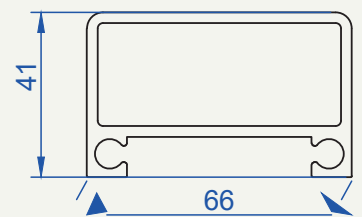
14203

0,480 kg/mt



14204

1,622 kg/mt



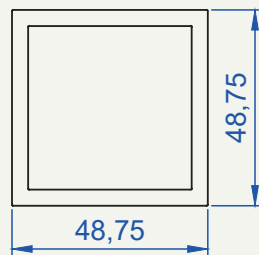
14205

1,989 kg/mt



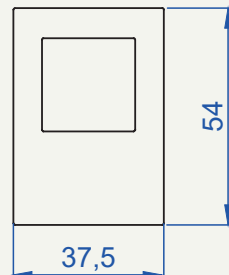
14206

1,947 kg/mt



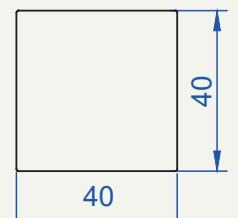
14207

1,794 kg/mt



14208

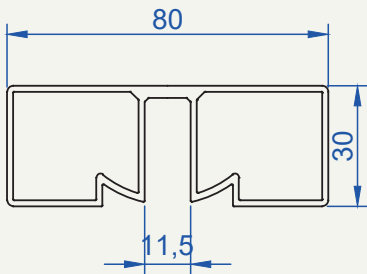
4,349 kg/mt



PRİZMATİK KÜPEŞTE PROFİLLERİ / PRISMATIC HANDRAIL PROFILES

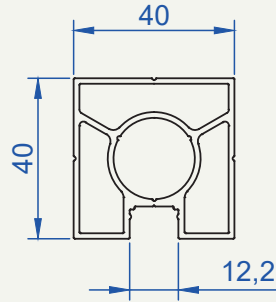
14209

1,170 kg/mt



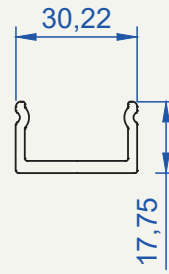
14210

1,015 kg/mt



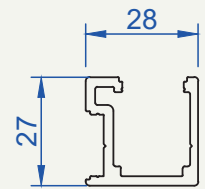
14211

0,069 kg/mt



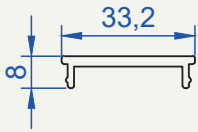
14213

0,582 kg/mt



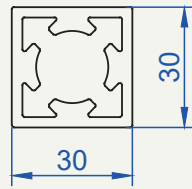
14214

0,069 kg/mt



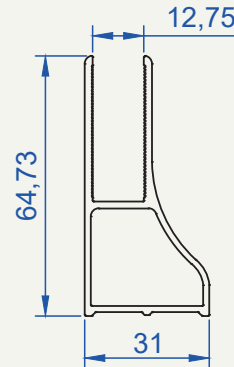
14215

0,295 kg/mt



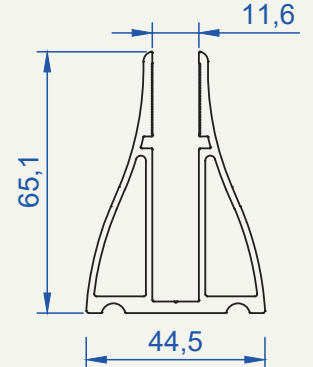
51202

0,833 kg/mt



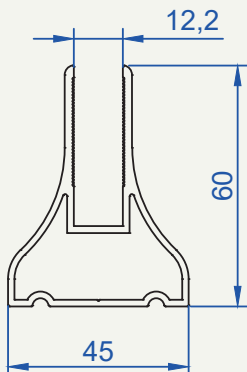
51124

1,415 kg/mt



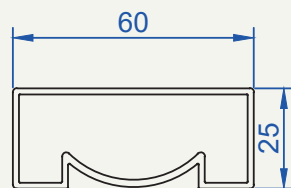
14240

1,036 kg/mt



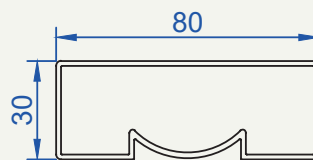
14216

0,770 kg/mt



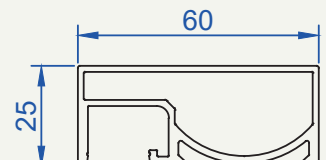
14217

0,971 kg/mt



14220

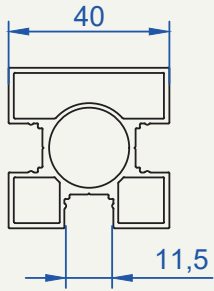
0,911 kg/mt



PRİZMATİK KÜPEŞTE PROFİLLERİ / PRISMATIC HANDRAIL PROFILES

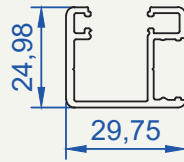
14246

0,943 kg/mt



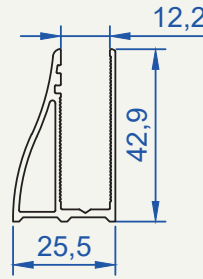
14272

0,457 kg/mt



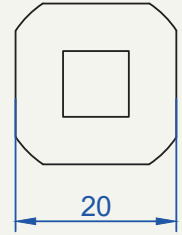
14273

0,558 kg/mt



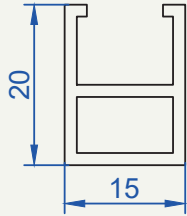
50390

0,849 kg/mt



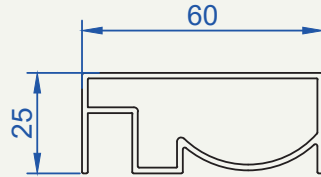
51790

0,26 kg/mt



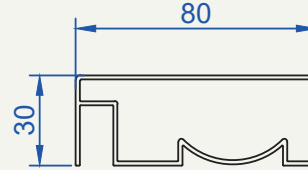
14260

0,724 kg/mt



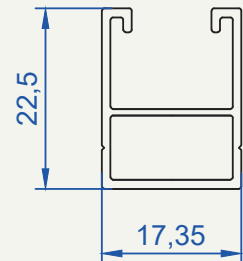
14259

0,956 kg/mt



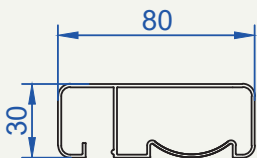
14285

0,236 kg/mt



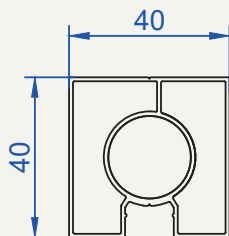
14286

0,850 kg/mt



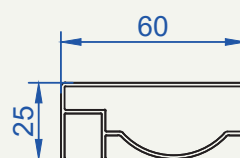
14287

0,702 kg/mt



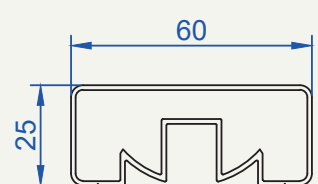
14288

0,597 kg/mt



14289

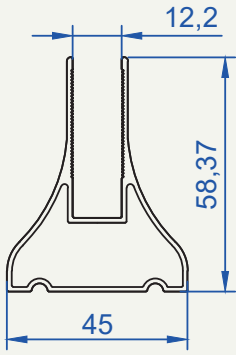
0,664 kg/mt



PRİZMATİK KÜPEŞTE PROFİLLERİ / PRISMATIC HANDRAIL PROFILES

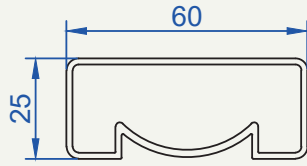
14290

0,783 kg/mt



14292

0,754 kg/mt



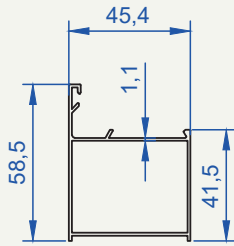
DÜZ ALDOKS PROFİLLER

FLAT ALDOX PROFILES

DÜZ ALDOXS PROFİLLER / FLAT ALDOX PROFILE

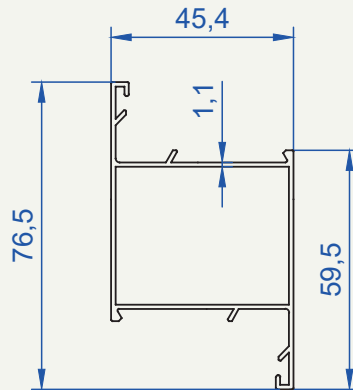
10000

0,559 kg/mt



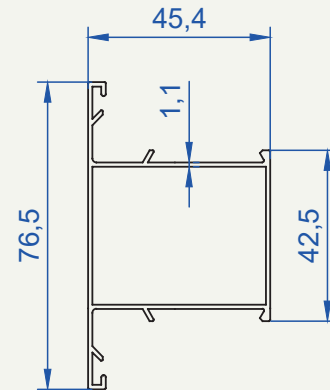
10001

0,700 kg/mt



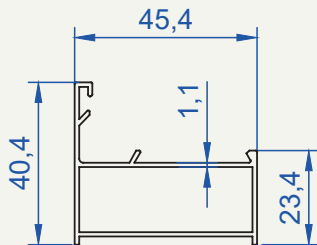
10002

0,700 kg/mt



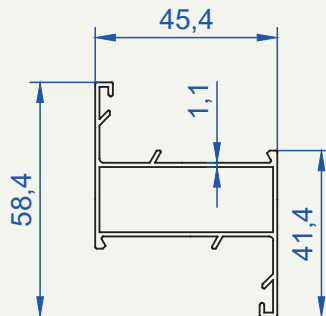
10003

0,491 kg/mt



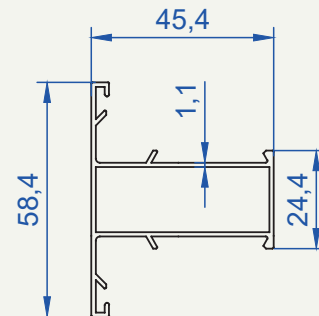
10004

0,593 kg/mt



10005

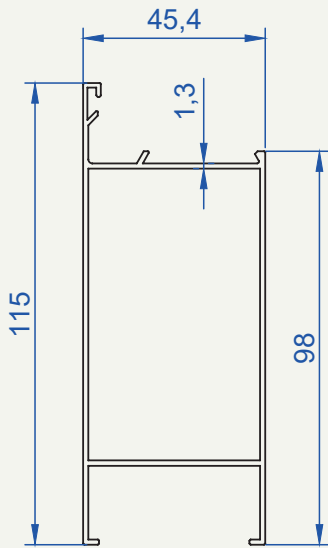
0,593 kg/mt



DÜZ ALDOXS PROFİLLER / FLAT ALDOX PROFILE

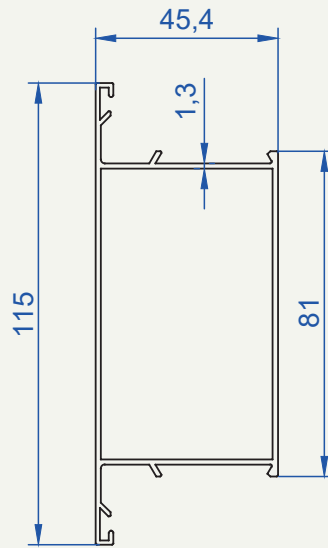
10006

1,111 kg/mt



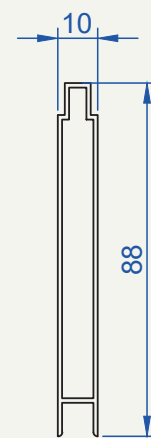
10007

1,072 kg/mt



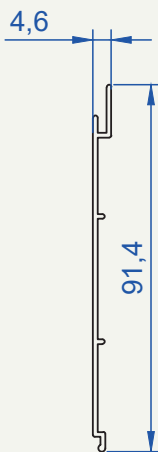
10009

0,563 kg/mt



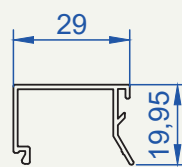
10010

0,338 kg/mt



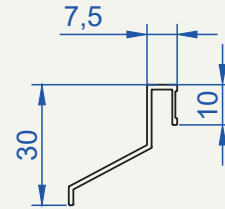
10011

0,228 kg/mt



10014

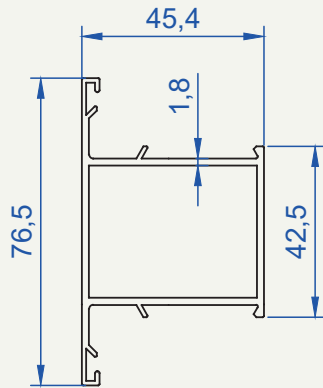
0,177 kg/mt



DÜZ ALDOXS PROFİLLER / FLAT ALDOX PROFILE

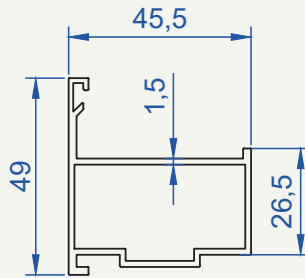
10017

1,030 kg/mt



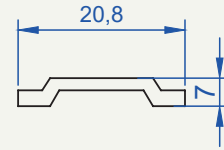
10019

0,740 kg/mt



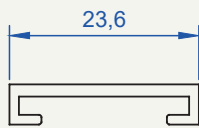
10020

0,106 kg/mt



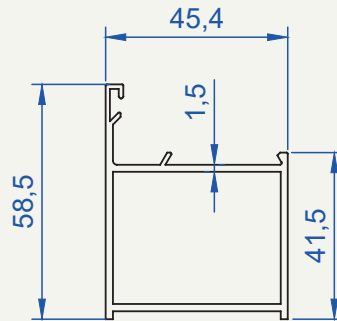
10021

0,136 kg/mt



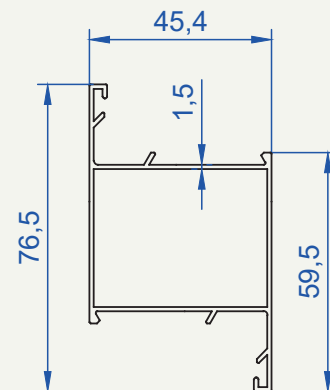
10025

0,770 kg/mt



10026

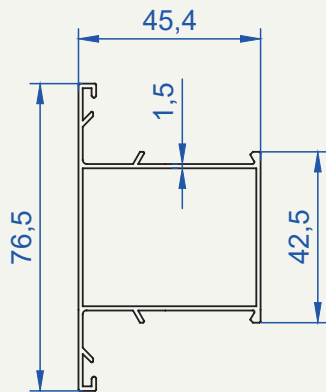
0,872 kg/mt



DÜZ ALDOXS PROFİLLER / FLAT ALDOX PROFILE

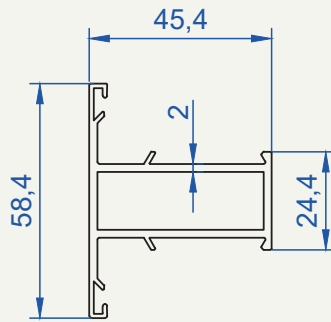
10027

0,854 kg/mt



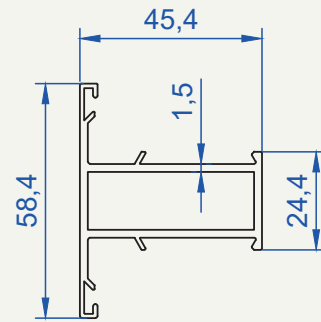
10028

0,927 kg/mt



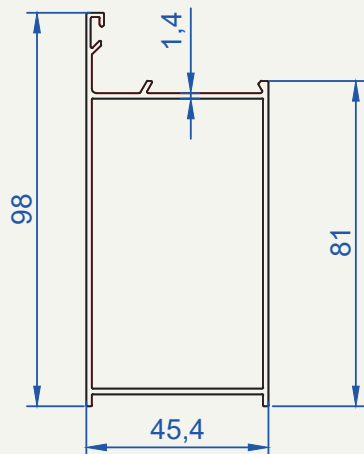
10029

0,745 kg/mt

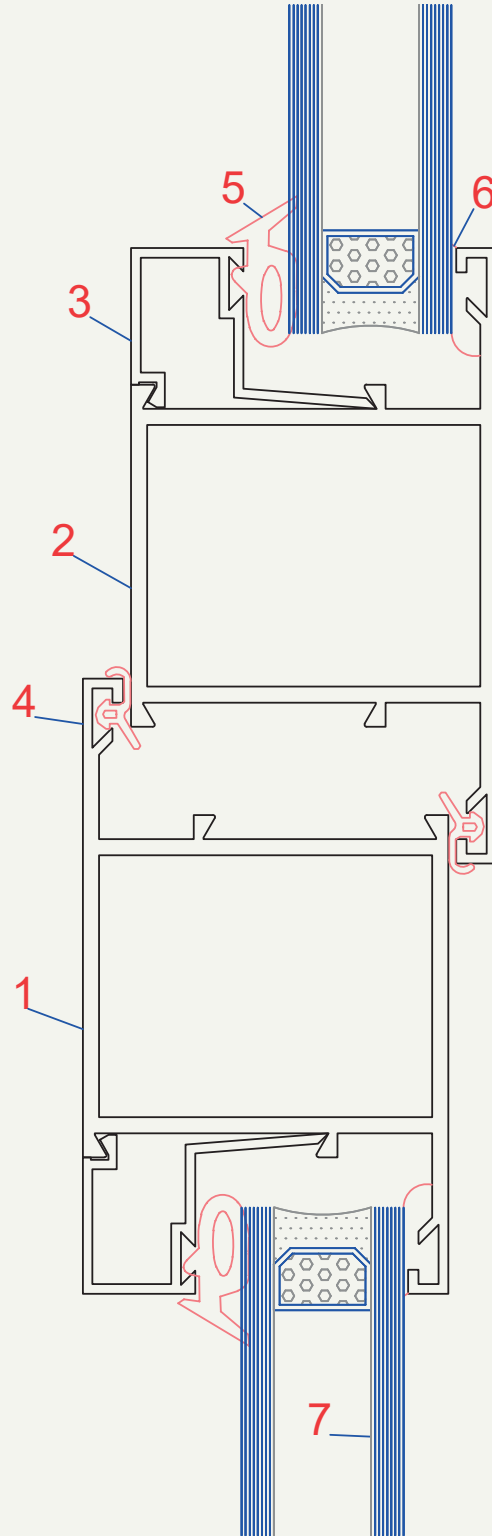


10032

1,039 kg/mt



ALDOKS PROFİLLER



- | | |
|---------------------------|-------|
| 1. KANAT | 10000 |
| 2. ORTA KAYIT | 10001 |
| 3. ISI CAM ÇITASI | |
| 4. ALDOKS KANAT FİTİLİ | |
| 5. HORTUM FİTİL | |
| 6. SİLİKON | |
| 7. 4 MMDC +12 HB + 4 MMDC | |

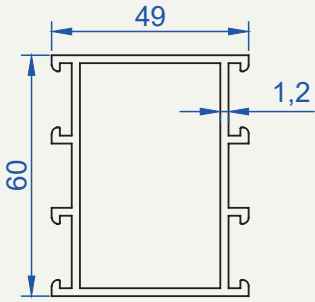
C 60 PROFİLLERİ

C 60 PROFILES

C 60 PROFİLLERİ / C 60 PROFILES

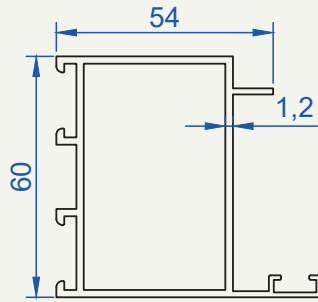
30017

0,925 kg/mt



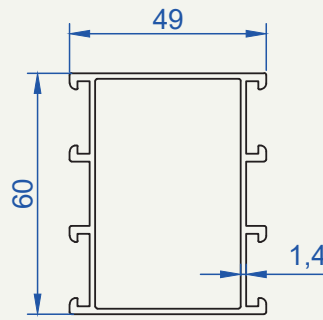
30018

0,932 kg/mt



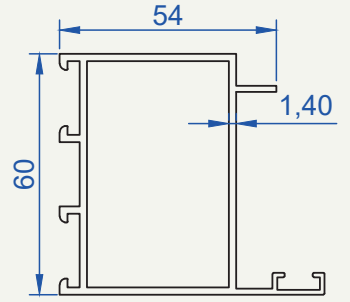
30013

1,022 kg/mt



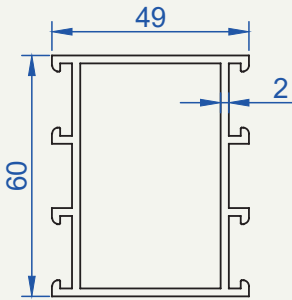
30015

1,035 kg/mt



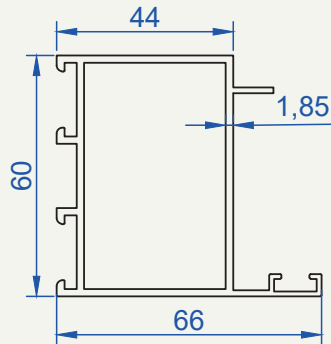
30000

1,329 kg/mt



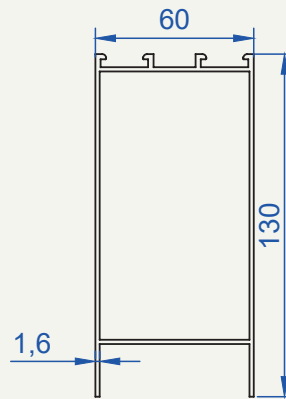
30001

1,256 kg/mt



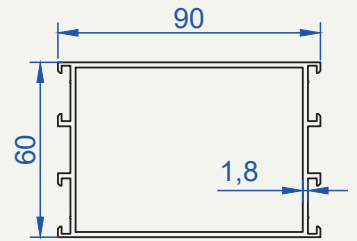
30014

1,610 kg/mt



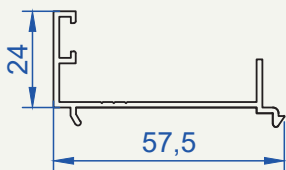
30012

1,551 kg/mt



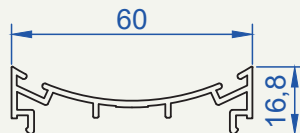
30008

0,417 kg/mt



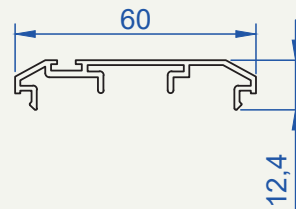
30002

0,511 kg/mt



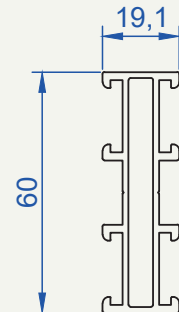
30003

0,453 kg/mt



30004

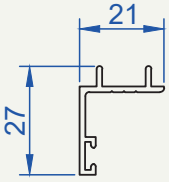
0,829 kg/mt



C 60 PROFİLLERİ / C 60 PROFILES

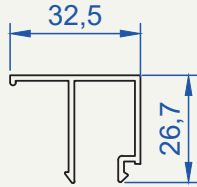
30005

0,217 kg/mt



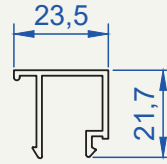
30006

0,338 kg/mt



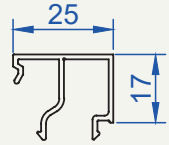
30007

0,268 kg/mt



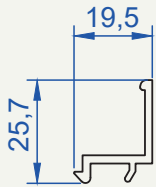
30016

0,258 kg/mt

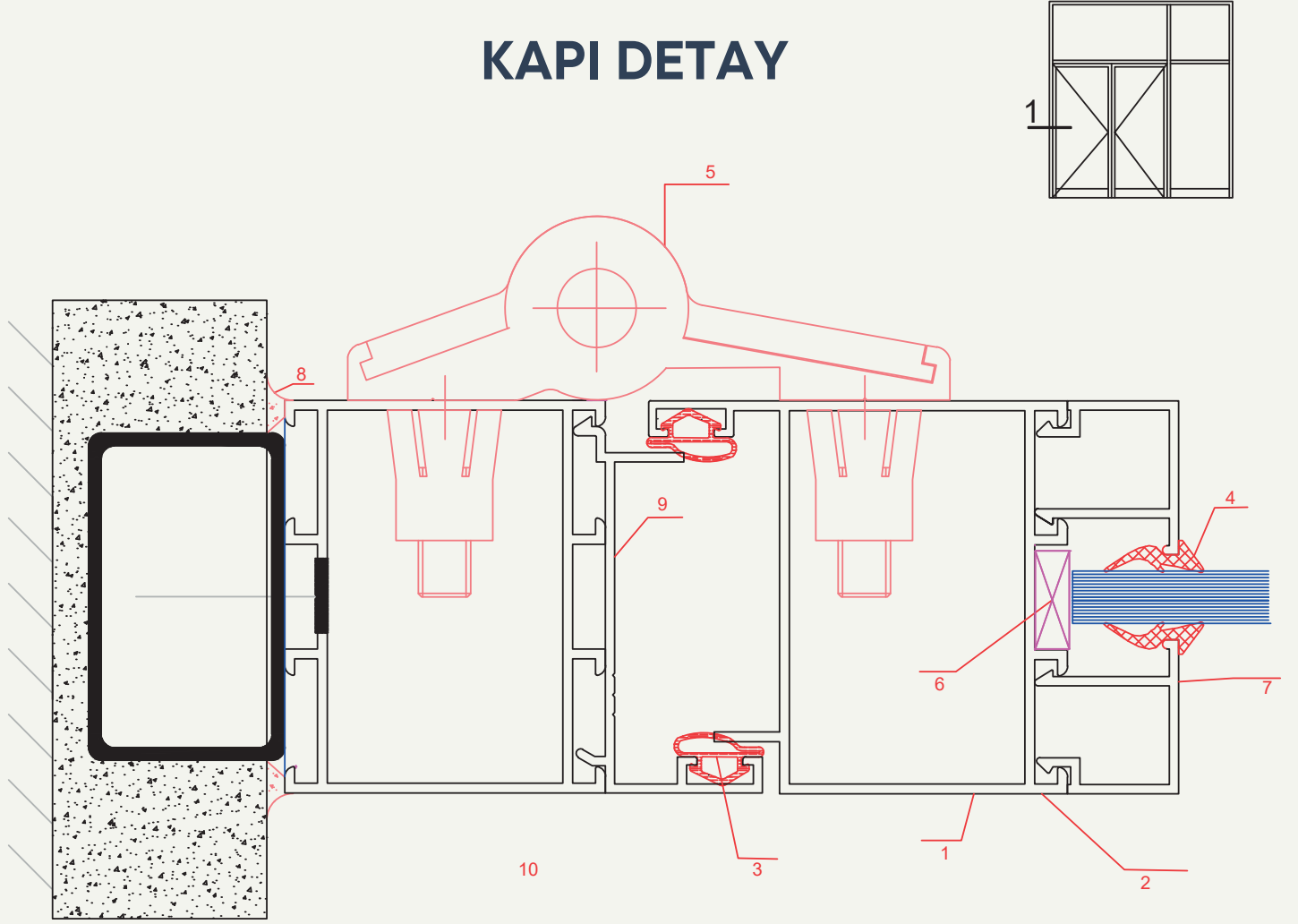


30009

0,245 kg/mt



KAPI DETAY

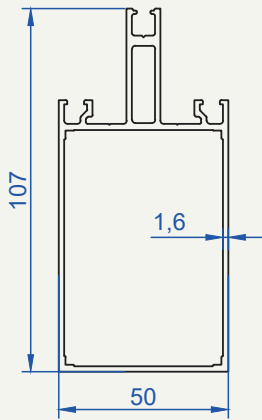


1. 30-3005-20 KANAT
2. 30-3018-14 ÇITA
3. KAPI KANAT FİTİLİ
4. KAMA FİTİLİ
5. SİSTEM MENTEŞE
6. CAM TAKOZU
7. ÇITA PROFİLİ
8. 30-3017-14 KAPI ADAPTORÜ
9. 30-3003-20 KASA.KAYIT

C 60 PROFİLLERİ / C 60 PROFILES

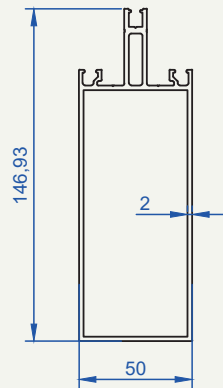
37006

1,595 kg/mt



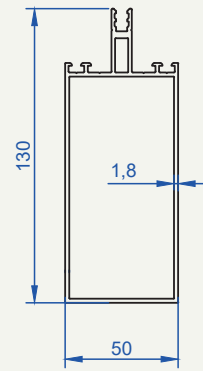
70019

2,288 kg/mt



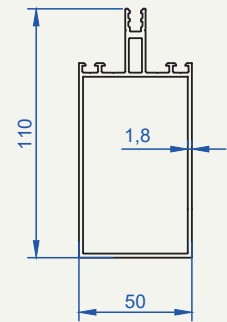
51959

1,836 kg/mt



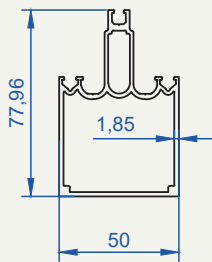
51960

1,641 kg/mt



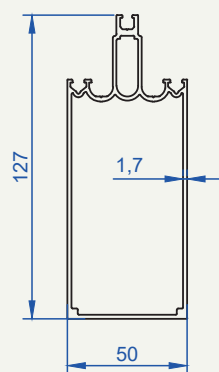
37007

1,413 kg/mt



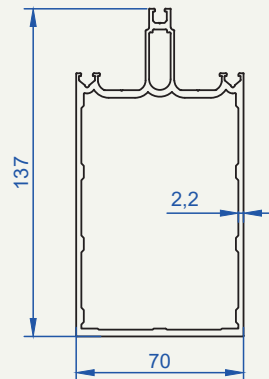
70067

1,794 kg/mt



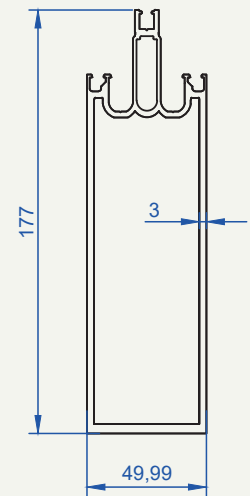
70132

2,920 kg/mt



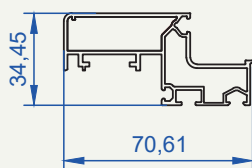
70149

3,771 kg/mt



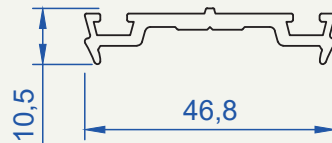
70150

0,940 kg/mt



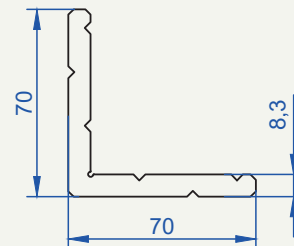
52095

0,427 kg/mt



26007

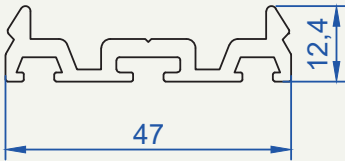
2,840 kg/mt



C 60 PROFİLLERİ / C 60 PROFILES

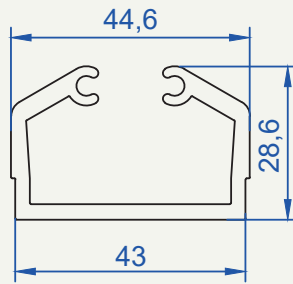
37010

0,603 kg/mt



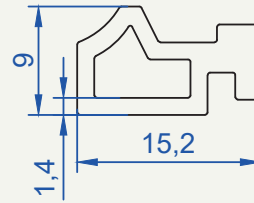
52633

0,646 kg/mt



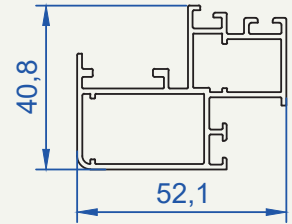
52634

0,178 kg/mt



52635

0,827 kg/mt



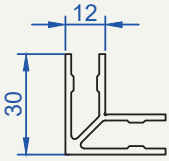
BAĞLANTI PROFİLLERİ

CONNECTOR PROFILES

BAĞLANTI PROFİLLERİ / CONNECTOR PROFILES

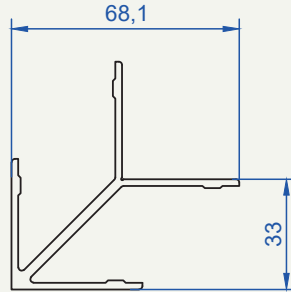
26000

0,579 kg/mt



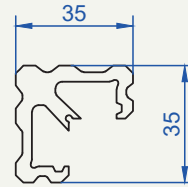
26001

1,192 kg/mt



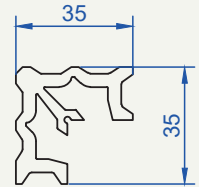
26002

1,134 kg/mt



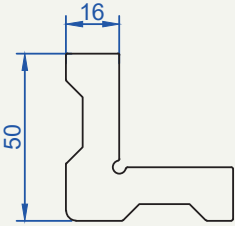
26003

1,159 kg/mt



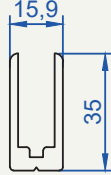
26004

3,079 kg/mt



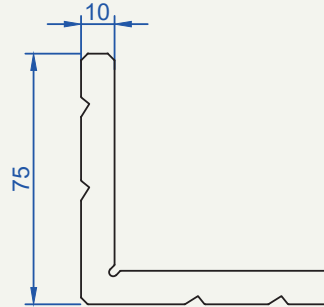
26005

0,646 kg/mt



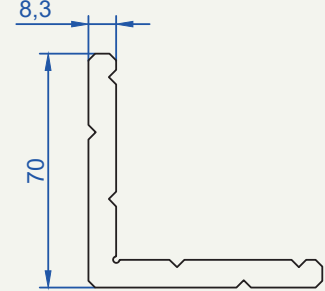
26006

3,087 kg/mt



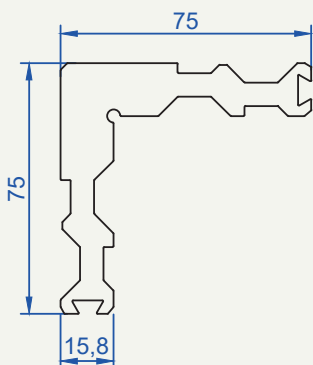
26007

2,870 kg/mt



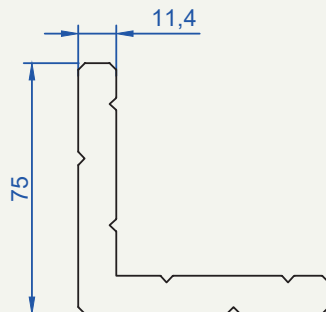
26008

4,199 kg/mt



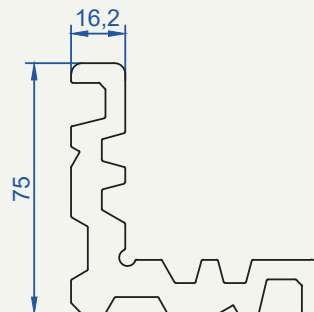
26009

4,222 kg/mt



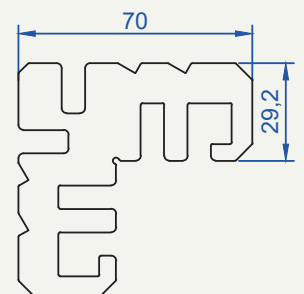
26010

4,053 kg/mt



26012

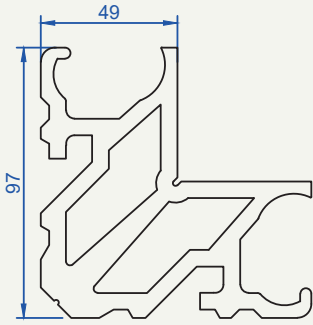
6,246 kg/mt



BAĞLANTI PROFİLLERİ / CONNECTOR PROFILES

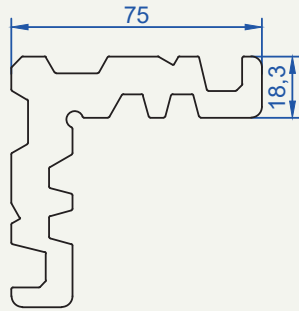
26014

8,059 kg/mt



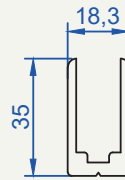
26016

4,717 kg/mt



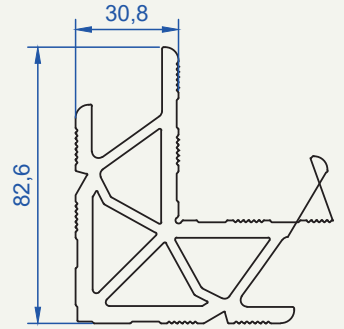
26017

0,673 kg/mt



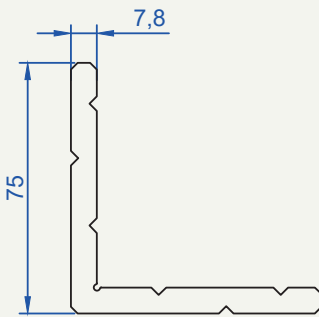
26018

4,104 kg/mt



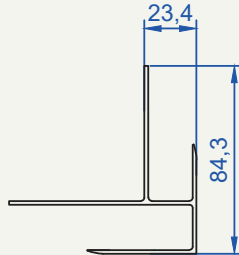
26019

2,914 kg/mt



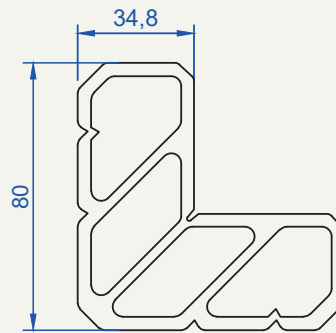
26021

1,095 kg/mt



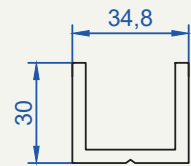
26022

4,130 kg/mt



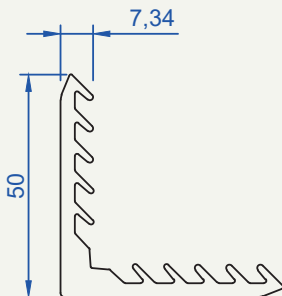
26023

0,947 kg/mt



51149

1,185 kg/mt

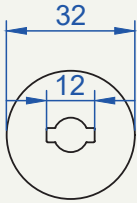


CAM BALKON PROFİLLERİ GLASS BALCONY PROFILES

CAM BALKON PROFİLLERİ / GLASS BALCONY PROFILES

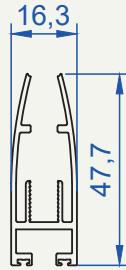
50129

1,990 kg/mt



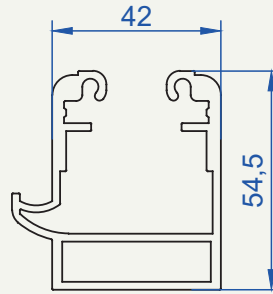
50130

1,398 kg/mt



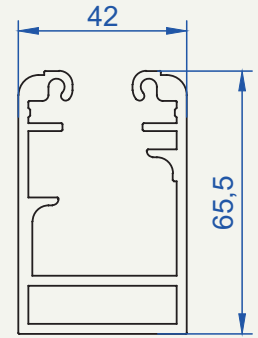
50131

1,599 kg/mt



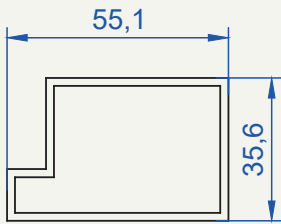
50132

1,906 kg/mt



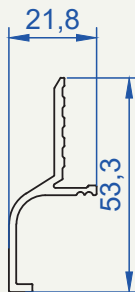
50135

0,940 kg/mt



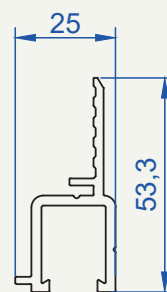
50384

0,400 kg/mt



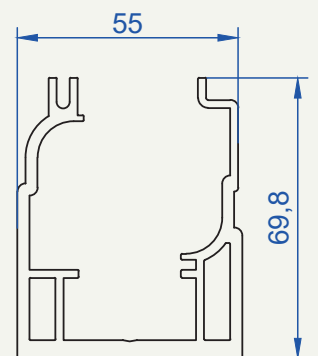
50386

0,673 kg/mt



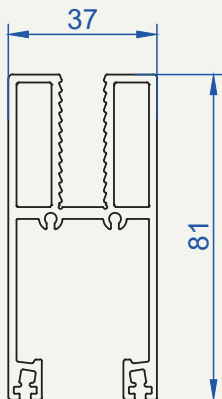
50387

2,173 kg/mt



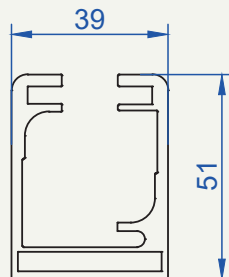
70022

1,832 kg/mt



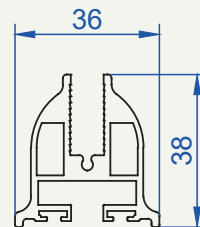
50538

1,428 kg/mt



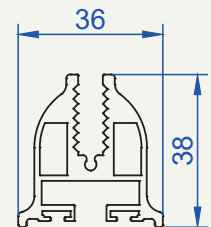
50560

0,981 kg/mt



50561

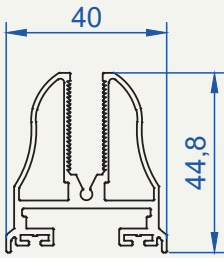
1,048 kg/mt



CAM BALKON PROFİLLERİ / GLASS BALCONY PROFILES

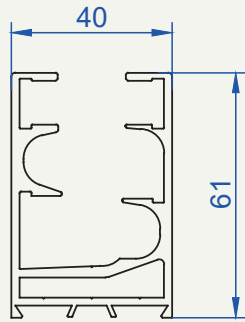
50600

0,980 kg/mt



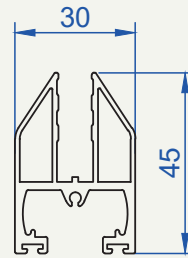
50601

1,533 kg/mt



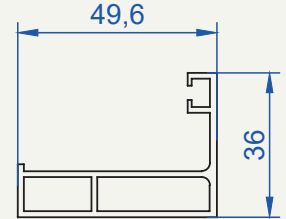
50602

0,868 kg/mt



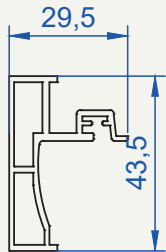
50603

0,734 kg/mt



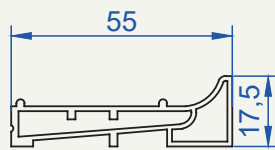
33000

0,586 kg/mt



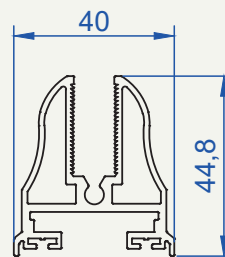
33002

0,560 kg/mt



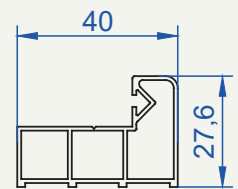
50612

1,069 kg/mt



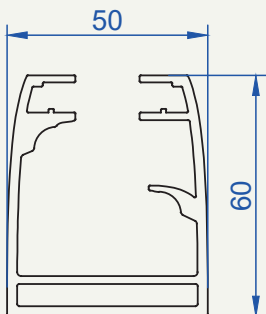
50613

0,462 kg/mt



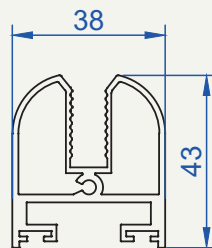
50630

1,829 kg/mt



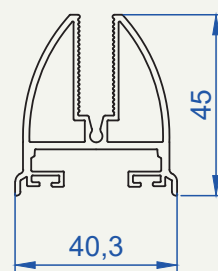
50704

1,021 kg/mt



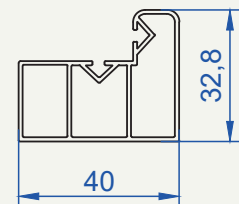
51032

0,945 kg/mt



51033

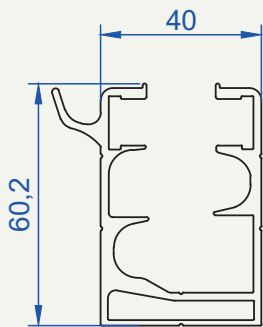
0,537 kg/mt



CAM BALKON PROFİLLERİ / GLASS BALCONY PROFILES

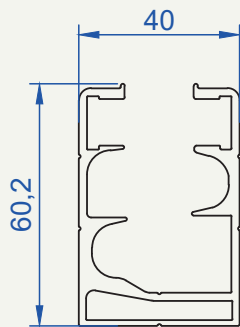
51034

1,582 kg/mt



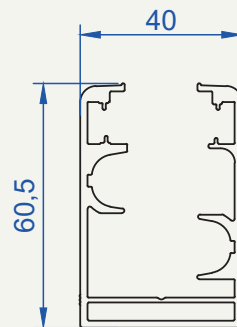
51035

1,089 kg/mt



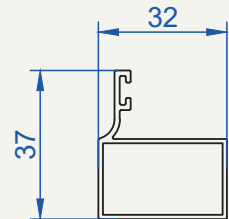
51036

1,342 kg/mt



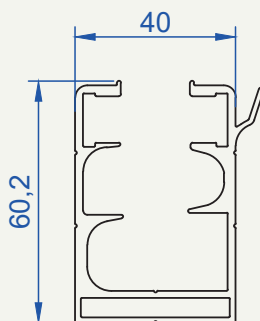
51038

0,392 kg/mt



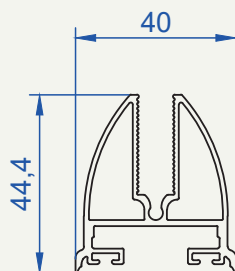
51067

1,443 kg/mt



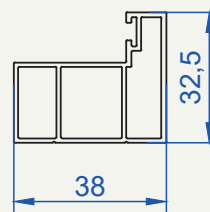
51316

0,853 kg/mt



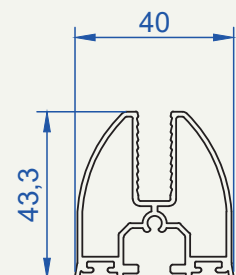
51317

0,550 kg/mt



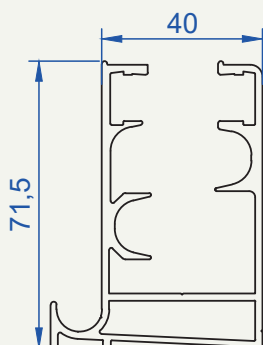
51227

0,888 kg/mt



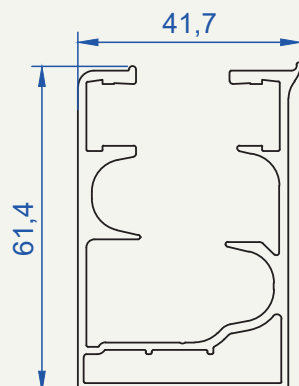
51366

1,632 kg/mt



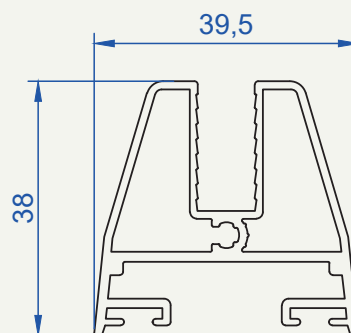
51367

1,236 kg/mt



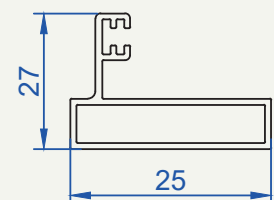
51368

0,756 kg/mt



33006

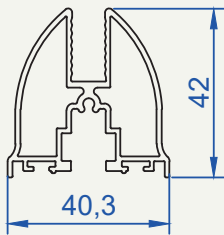
0,430 kg/mt



CAM BALKON PROFİLLERİ / GLASS BALCONY PROFILES

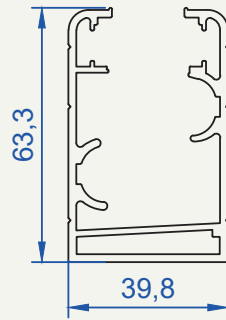
33005

0,801 kg/mt



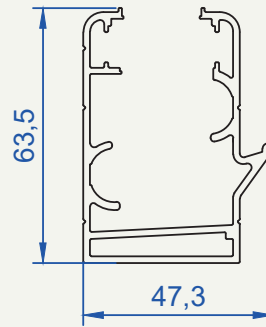
33004

0,398 kg/mt

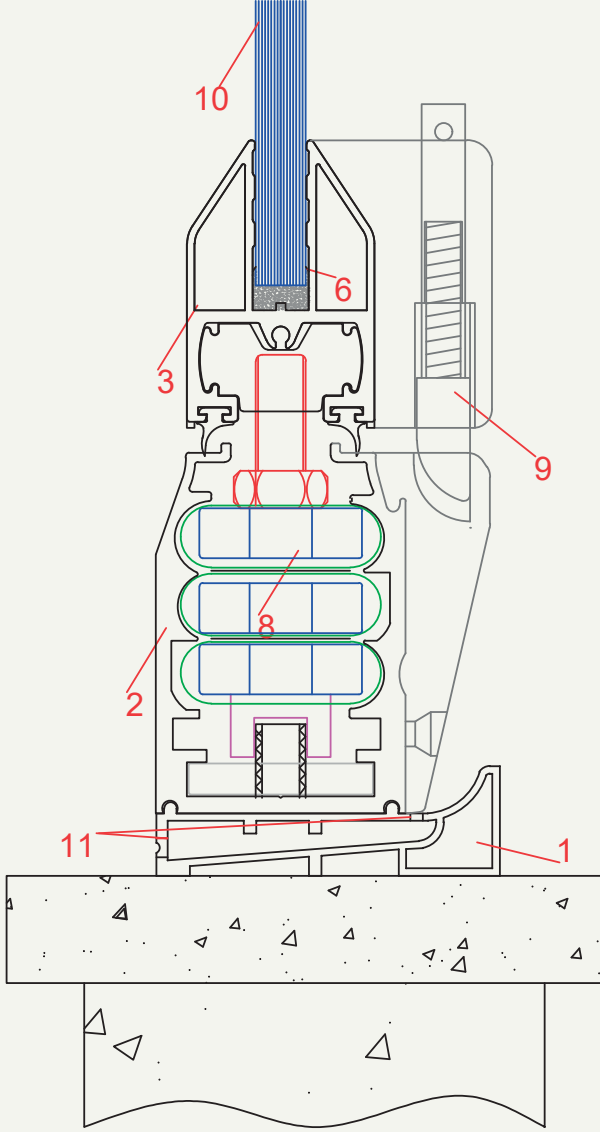


33003

1,455 kg/mt



CAM BALKON PROFİLLERİ / GLASS BALCONY PROFILES



- 1-) 33002 damlalık profili
- 2-) 50604 kasa profili
- 3-) 50602 kanat profili
- 4-) 33000 yan dikme profili
- 5-) 33001 cam bitiş profili
- 6-) silikon
- 7-) epdm fitil
- 8-) rulman
- 9-) kilit
- 10-) 8 mm temperli cam
- 11-) su tahliye deliği

**CORNERGLAS MARKA ÜRÜNLERİMİZ TPE :2010 03253
PATENT NOSUYLA KORUMA ALTINDADIR.**

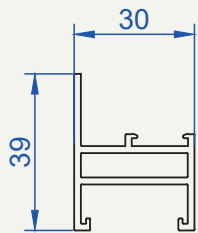
OTOMATİK KAPI PROFİLLERİ

AUTOMATIC DOOR PROFILES

OTOMATİK KAPI PROFİLLERİ / AUTOMATIC DOOR PROFILES

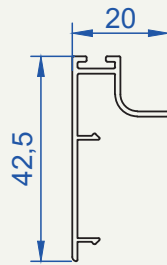
50404

0,582 kg/mt



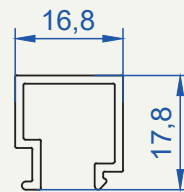
50412

0,244 kg/mt



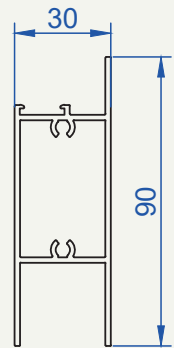
50413

0,201 kg/mt



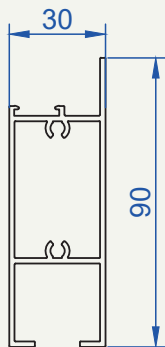
50414

1,112 kg/mt



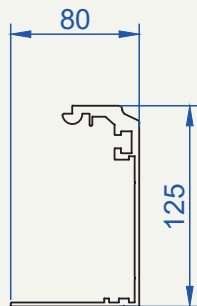
50415

1,304 kg/mt



70024

2,828 kg/mt



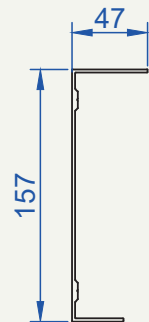
70025

1,561 kg/mt



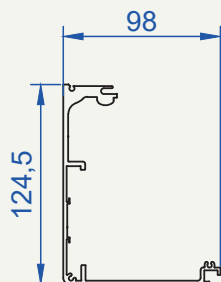
70026

1,369 kg/mt



70045

2,476 kg/mt

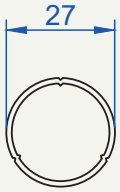


**JALUZI DİKEY PERDE
PROFİLLERİ**
VERTICAL BLIND PROFILES

JALUZİ DİKEY PERDE PROFİLLERİ / VERTICAL BLIND PROFILES

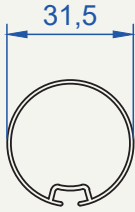
36009

0,295 kg/mt



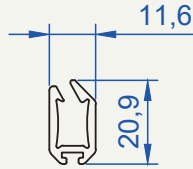
36013

0,267 kg/mt



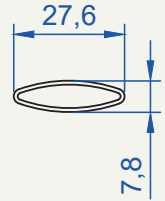
36014

0,273 kg/mt



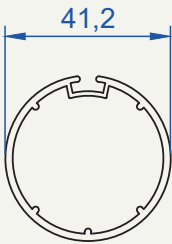
36015

0,149 kg/mt



36016

0,657 kg/mt



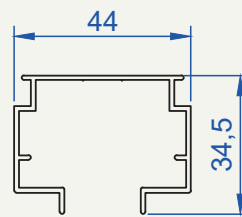
36018

0,253 kg/mt



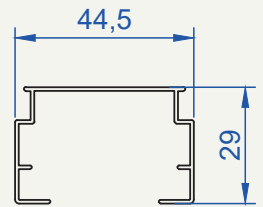
36019

0,457 kg/mt



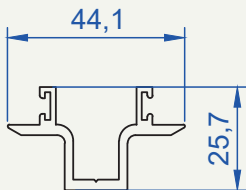
36020

0,311 kg/mt



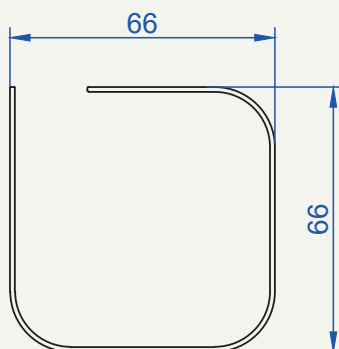
36021

0,555 kg/mt



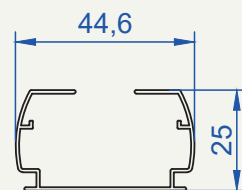
36023

0,723 kg/mt



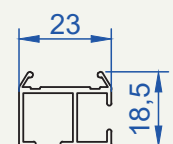
36024

0,295 kg/mt



36026


0,248 kg/mt



JALUZİ DİKEY PERDE PROFİLLERİ / VERTICAL BLIND PROFILES

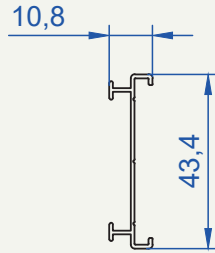
36029

0,217 kg/mt



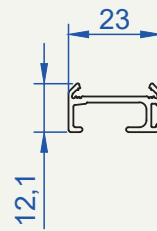
36031

0,268 kg/mt



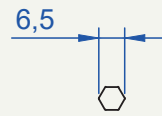
36032

0,417 kg/mt



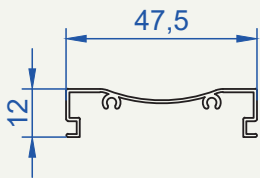
36034

1,551 kg/mt



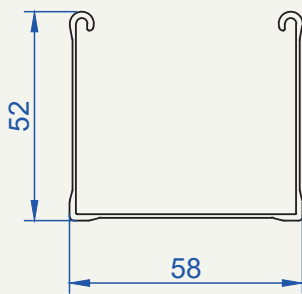
36036

0,216 kg/mt



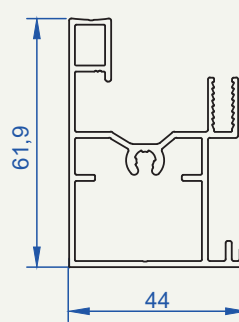
36042

0,493 kg/mt



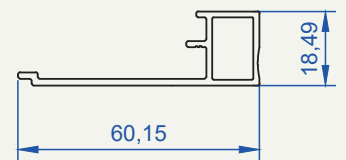
51595

1,092 kg/mt



51596

0,479 kg/mt



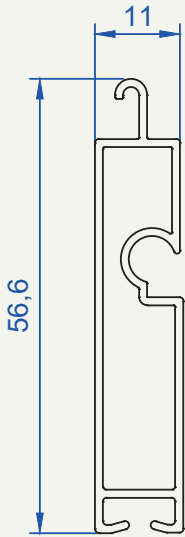
PANJUR PROFİLLERİ

ROLLER SHUTTER PROFILES

PANJUR PROFİLLERİ / ROLLER SHUTTER PROFILES

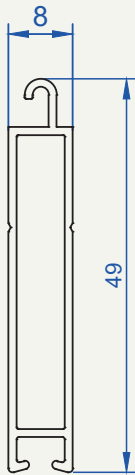
8000

0,393 kg/mt



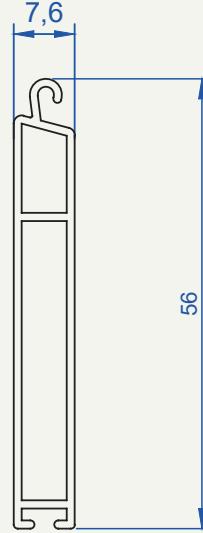
8002

0,297 kg/mt



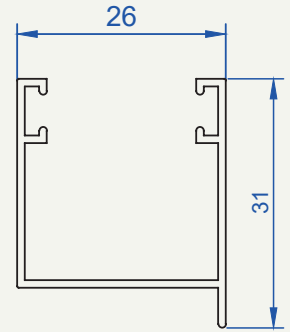
8004

0,248 kg/mt



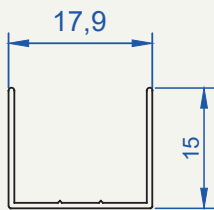
8006

0,246 kg/mt



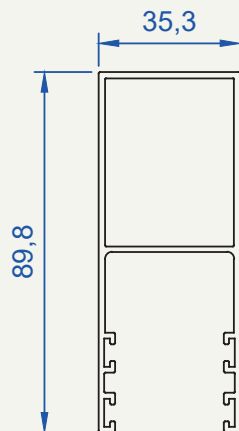
8007

0,086 kg/mt



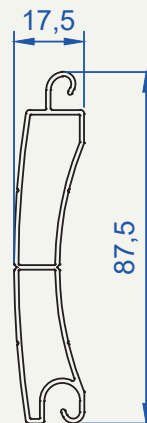
8009

1,380 kg/mt



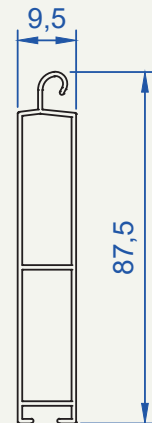
8010

0,660 kg/mt



8011

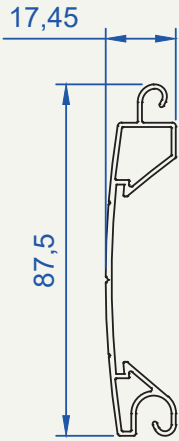
0,644 kg/mt



PANJUR PROFİLLERİ / ROLLER SHUTTER PROFILES

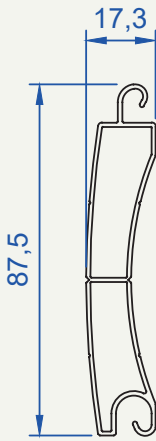
8012

0,664 kg/mt



8014

0,617 kg/mt



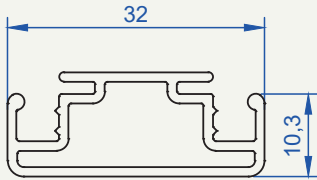
SİNEKLİK PROFİLLERİ

SCREEN PROFILES

SİNEKLİK PROFİLLERİ / SCREEN PROFILES

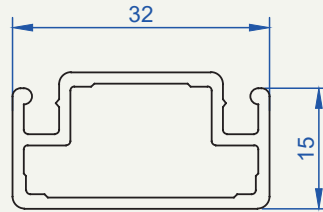
9000

0,341 kg/mt



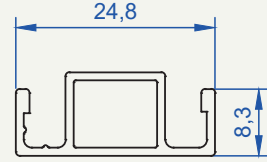
9001

0,413 kg/mt



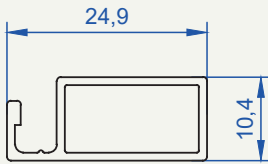
9004

0,198 kg/mt



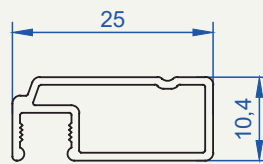
9003

0,187 kg/mt



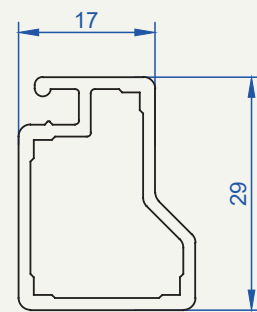
9005

0,193 kg/mt



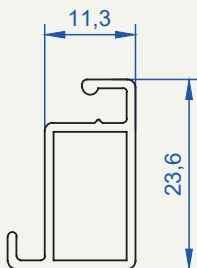
9006

0,422 kg/mt



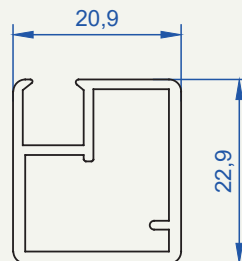
9007

0,220 kg/mt



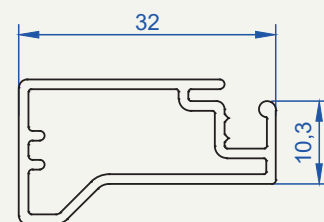
9008

0,346 kg/mt



9009

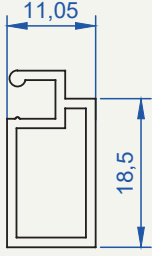
0,345 kg/mt



SİNEKLİK PROFİLLERİ / SCREEN PROFILES

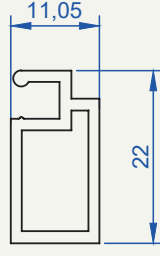
9010

0,239 kg/mt



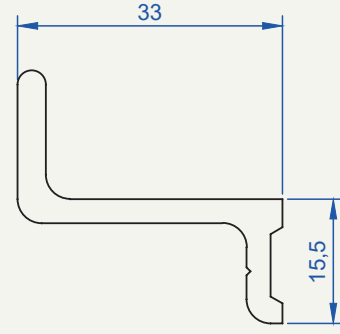
9011

0,208 kg/mt



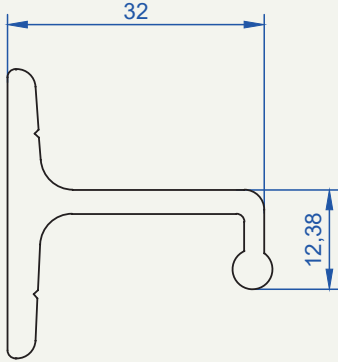
9012

0,531 kg/mt



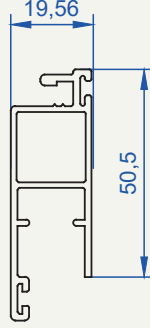
9013

0,693 kg/mt



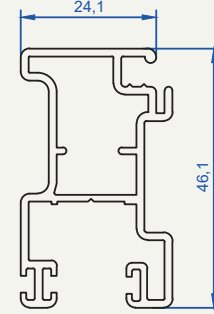
9014

0,664 kg/mt



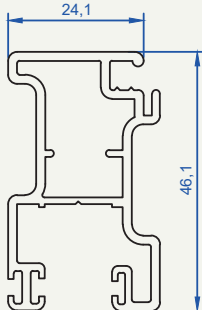
9015

0,707 kg/mt



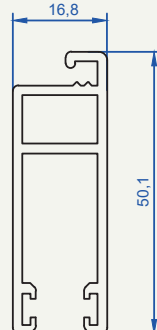
9016

0,766 kg/mt



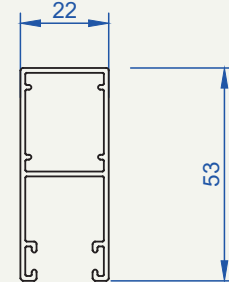
9017

0,641 kg/mt



9019

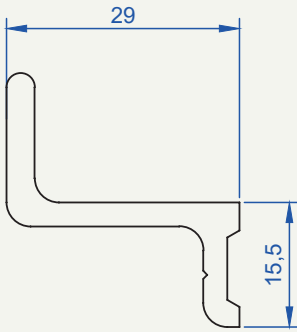
0,546 kg/mt



SİNEKLİK PROFİLLERİ / SCREEN PROFILES

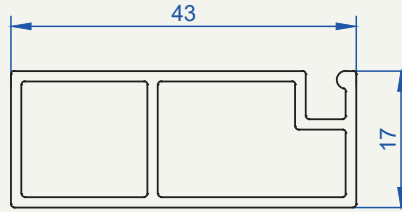
9022

0,837 kg/mt



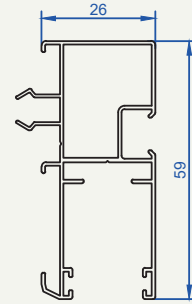
9023

0,482 kg/mt



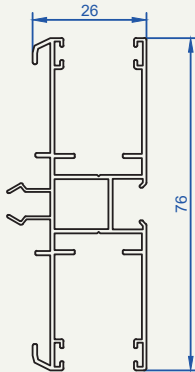
9024

0,504 kg/mt



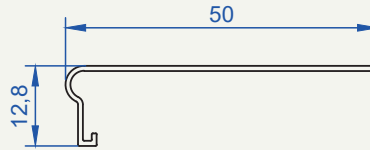
9025

0,720 kg/mt




9027

0,141 kg/mt



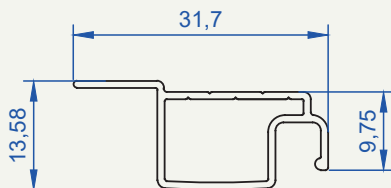
9028

0,365 kg/mt



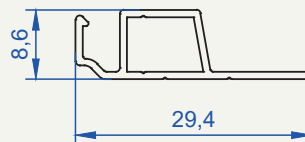
9030

0,189 kg/mt



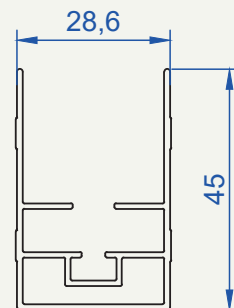
9031

0,179 kg/mt



9033

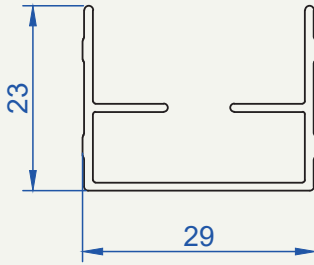
0,523 kg/mt



SİNEKLİK PROFİLLERİ / SCREEN PROFILES

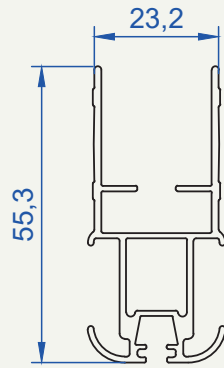
9034

0,263 kg/mt



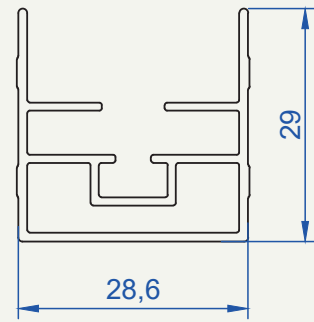
9035

0,656 kg/mt



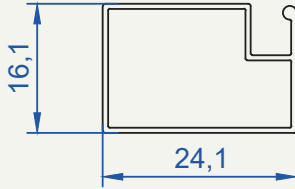
9036

0,423 kg/mt



9037

1,152 kg/mt



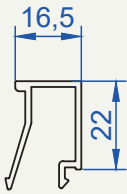
CAM ÇITA PROFİLLERİ

GLASS SLAT PROFILES

CAM ÇITA PROFİLLERİ / GLASS SLAT PROFILES

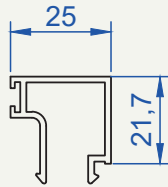
11001

0,293 kg/mt



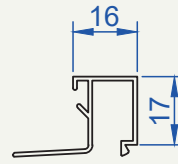
11002

0,360 kg/mt



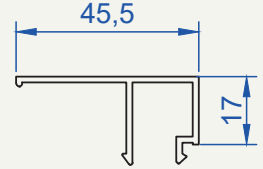
11003

0,219 kg/mt



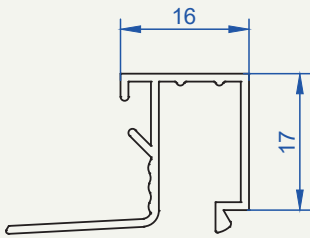
11004

0,376 kg/mt



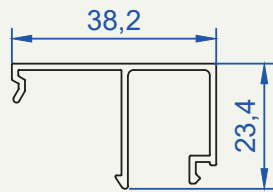
11007

0,219 kg/mt



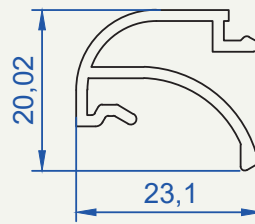
35011

0,309 kg/mt



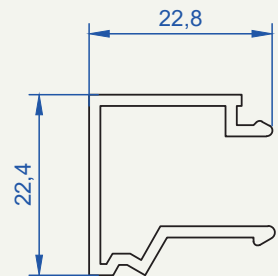
73001

0,256 kg/mt



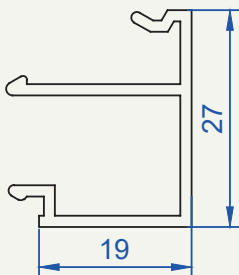
35012

0,282 kg/mt



73017

0,315 kg/mt



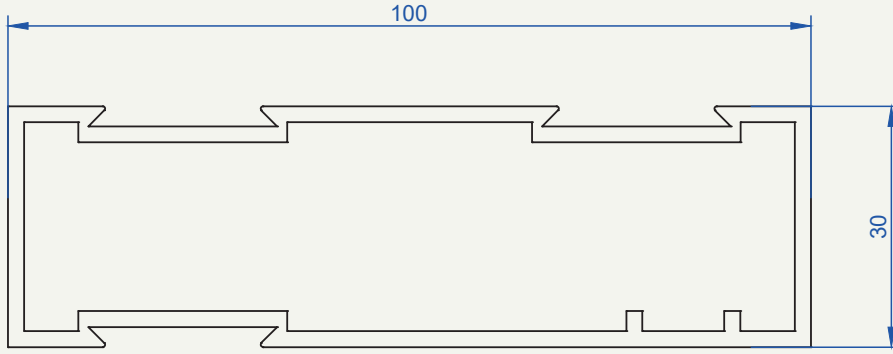
TUBA SÜRME SERİ
PROFİLLERİ
TUBA RIDING SERIAL
PROFILES

TUBA SÜRME SERİ PROFİLLERİ

TUBA RIDING SERIAL PROFILES

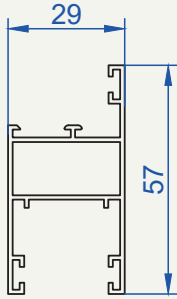
12007

1,496 kg/mt



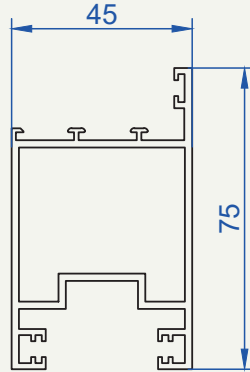
12000

0,588 kg/mt



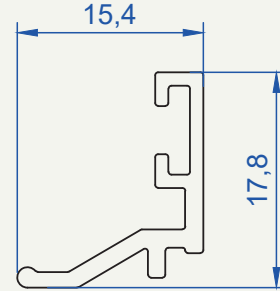
12008

1,365 kg/mt



12021

0,147 kg/mt

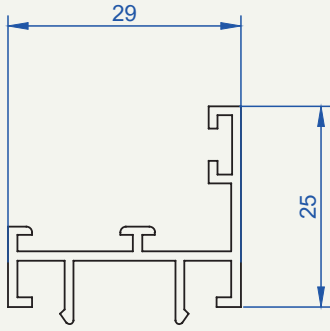


TUBA SÜRME SERİ PROFİLLERİ

TUBA RIDING SERIAL PROFILES

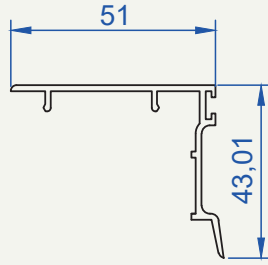
12003

0,326 kg/mt



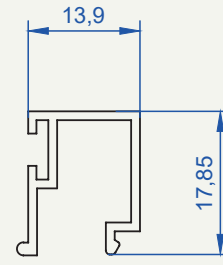
12013

0,475 kg/mt



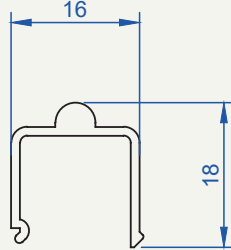
12005

0,195 kg/mt



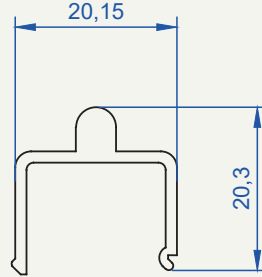
12004

0,181 kg/mt



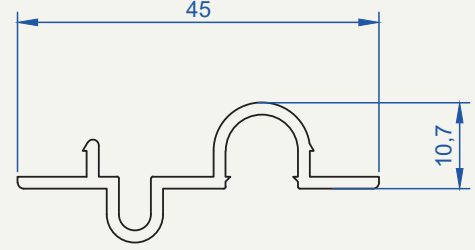
12009

0,265 kg/mt



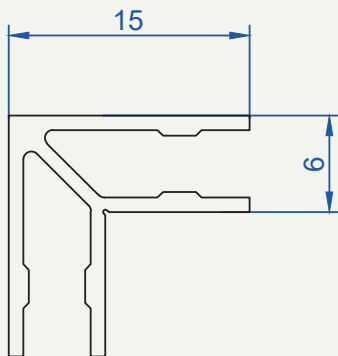
12011

0,325 kg/mt



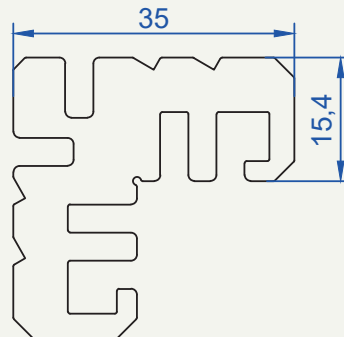
26000

0,579 kg/mt



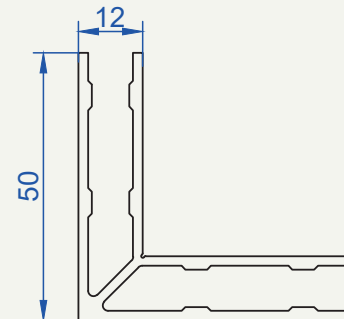
26018

6,584 kg/mt



12018

1,000 kg/mt

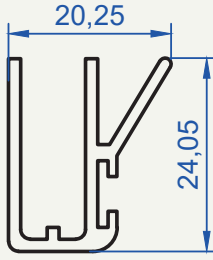


TUBA SÜRME SERİ PROFİLLERİ

TUBA RIDING SERIAL PROFILES

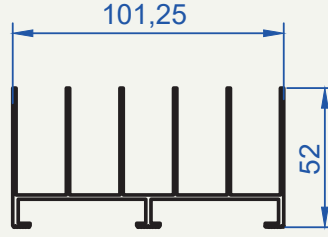
51623

0,325 kg/mt



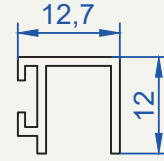
51624

1,449 kg/mt



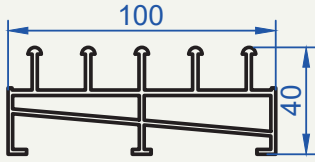
51625

0,118 kg/mt



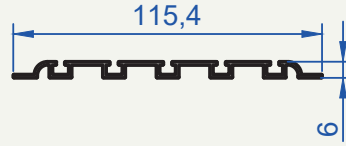
51626

1,908 kg/mt



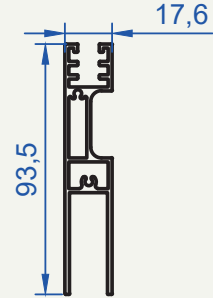
51627

0,596 kg/mt



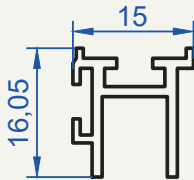
51628

1,158 kg/mt



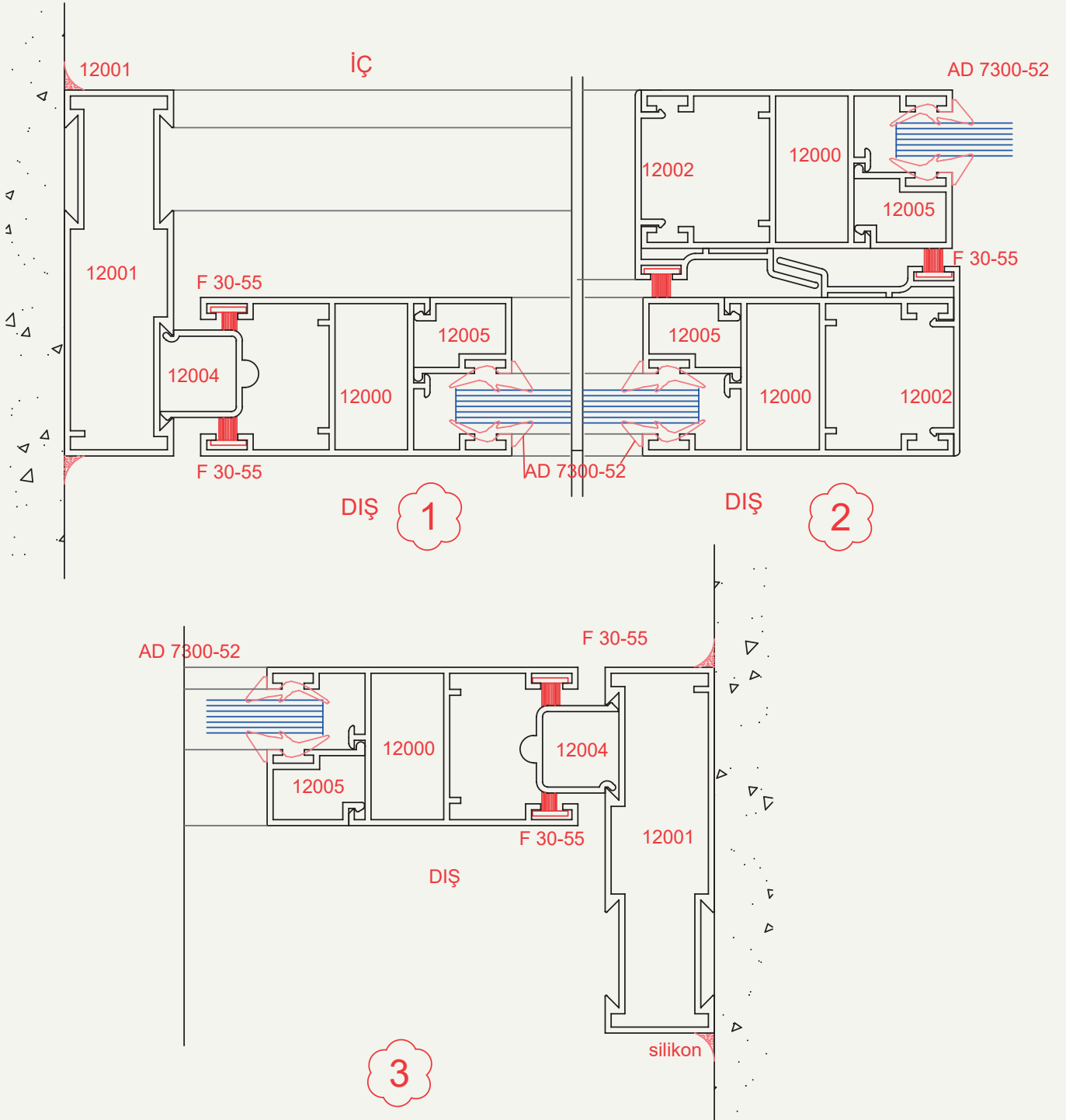
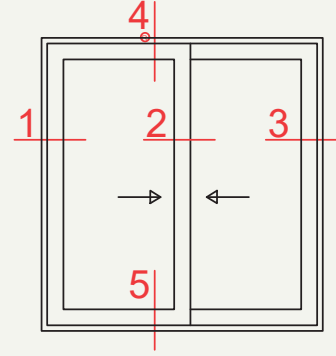
51629

0,18 kg/mt



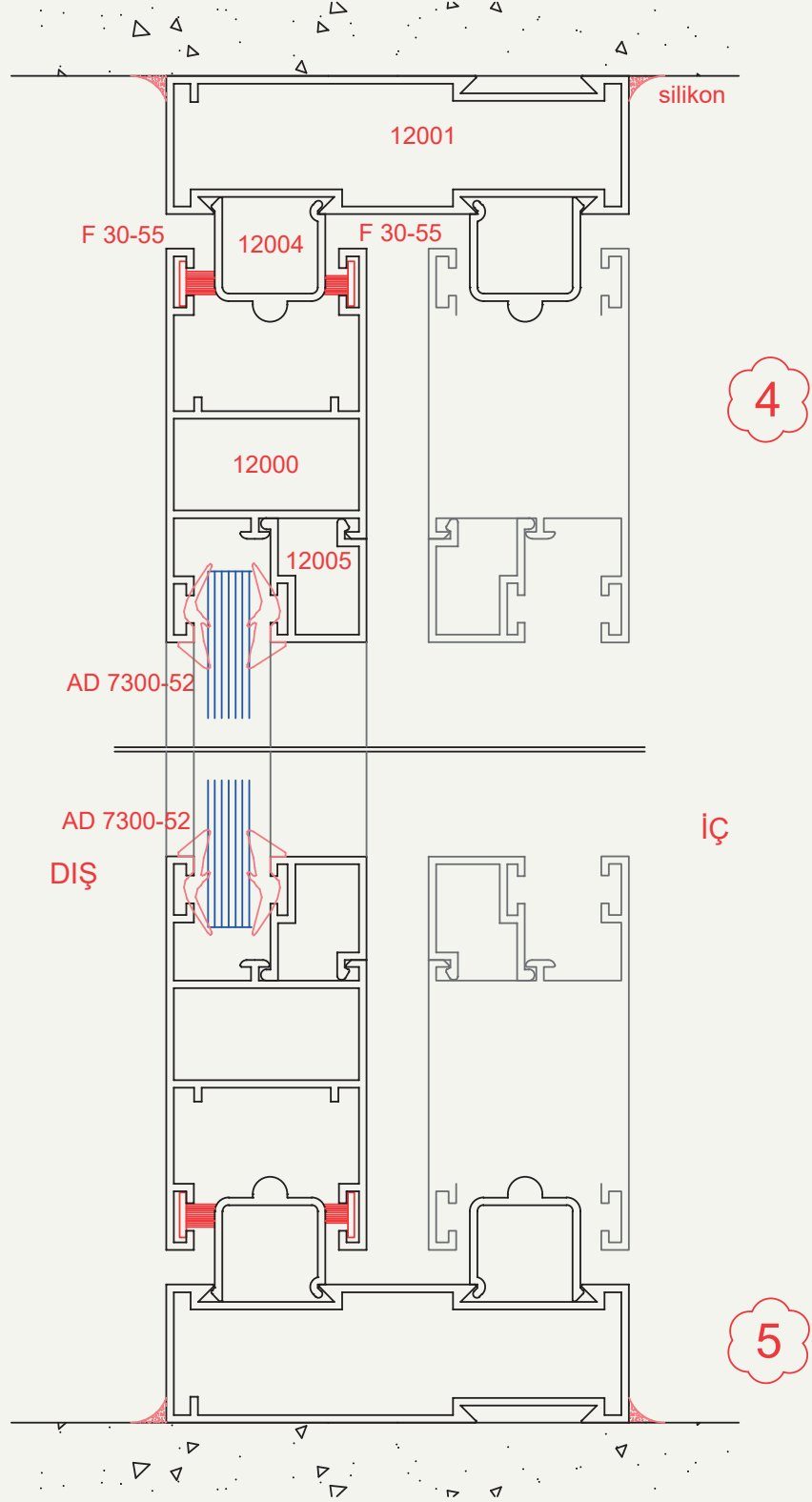
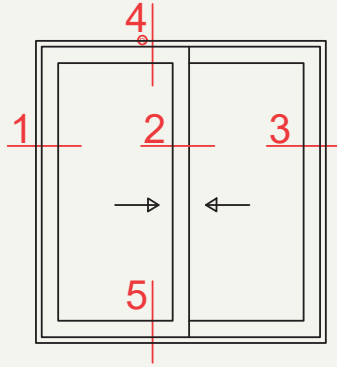
TUBA SÜRME SERİ PROFİLLERİ

TUBA RIDING SERIAL PROFILES



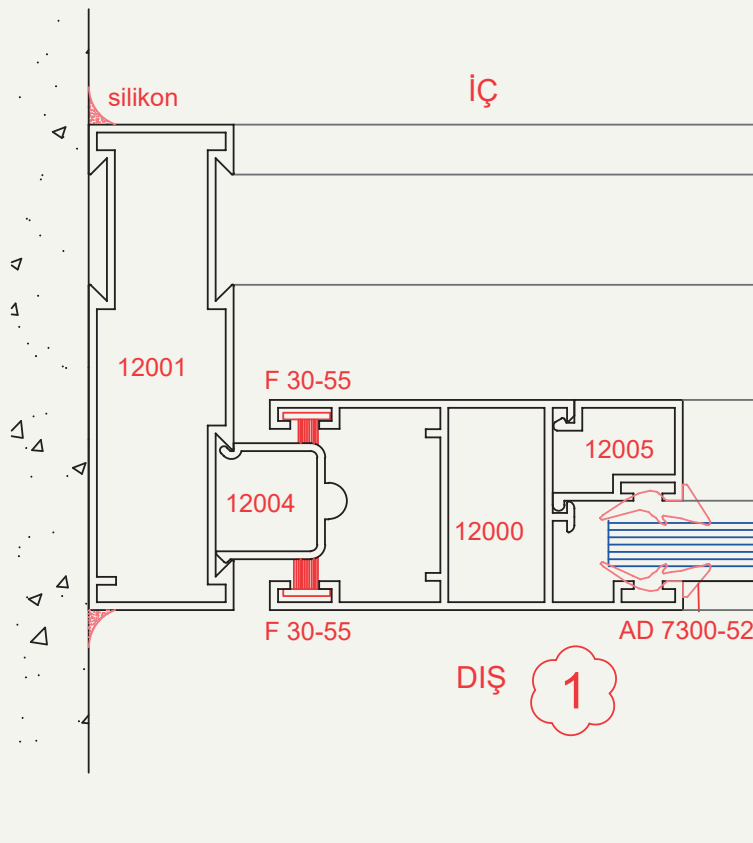
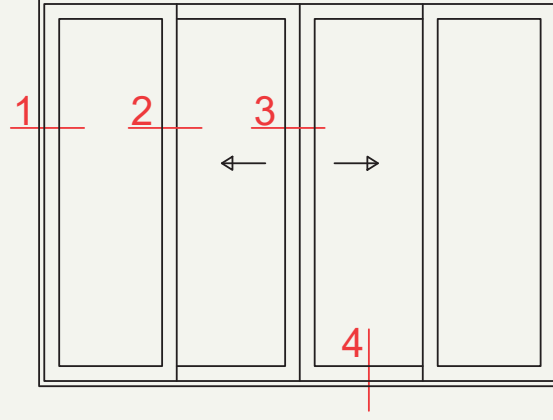
TUBA SÜRME SERİ PROFİLLERİ

TUBA RIDING SERIAL PROFILES



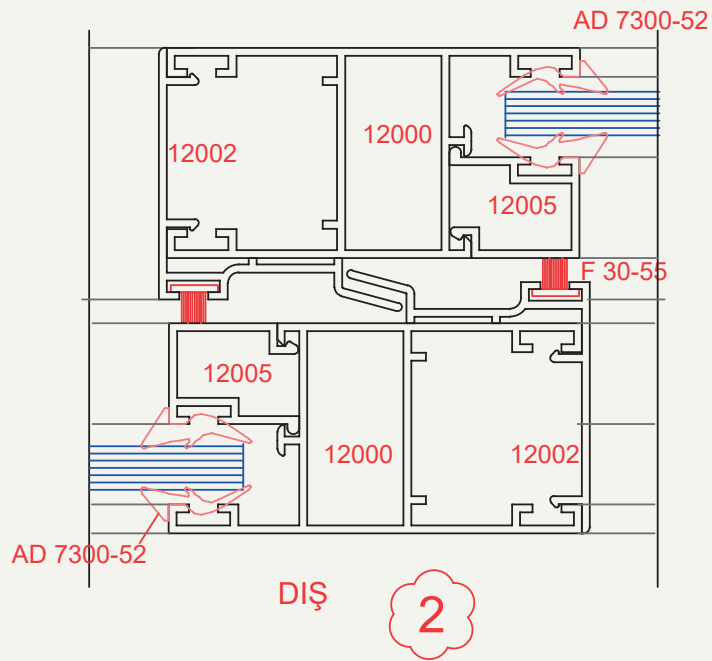
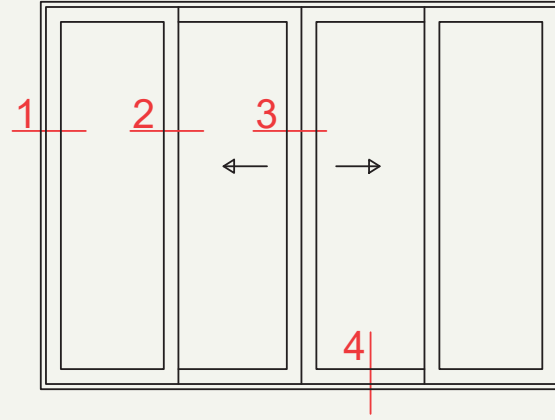
TUBA SÜRME SERİ PROFİLLERİ

TUBA RIDING SERIAL PROFILES



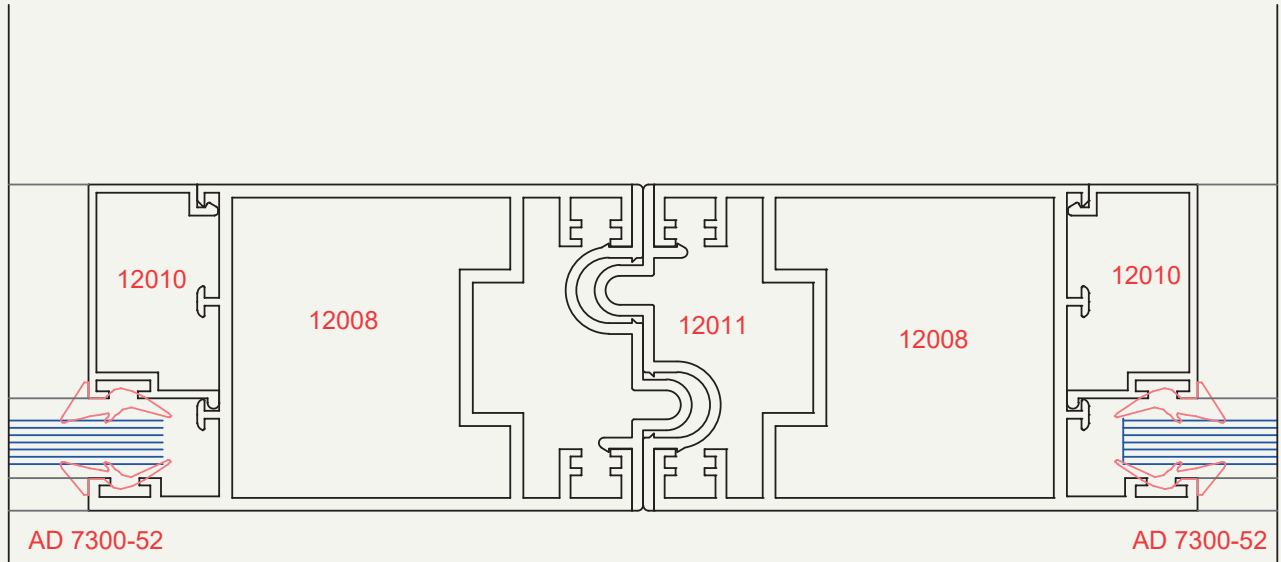
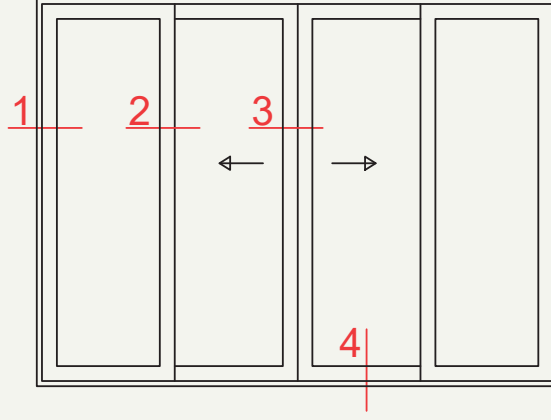
TUBA SÜRME SERİ PROFİLLERİ

TUBA RIDING SERIAL PROFILES



TUBA SÜRME SERİ PROFİLLERİ

TUBA RIDING SERIAL PROFILES

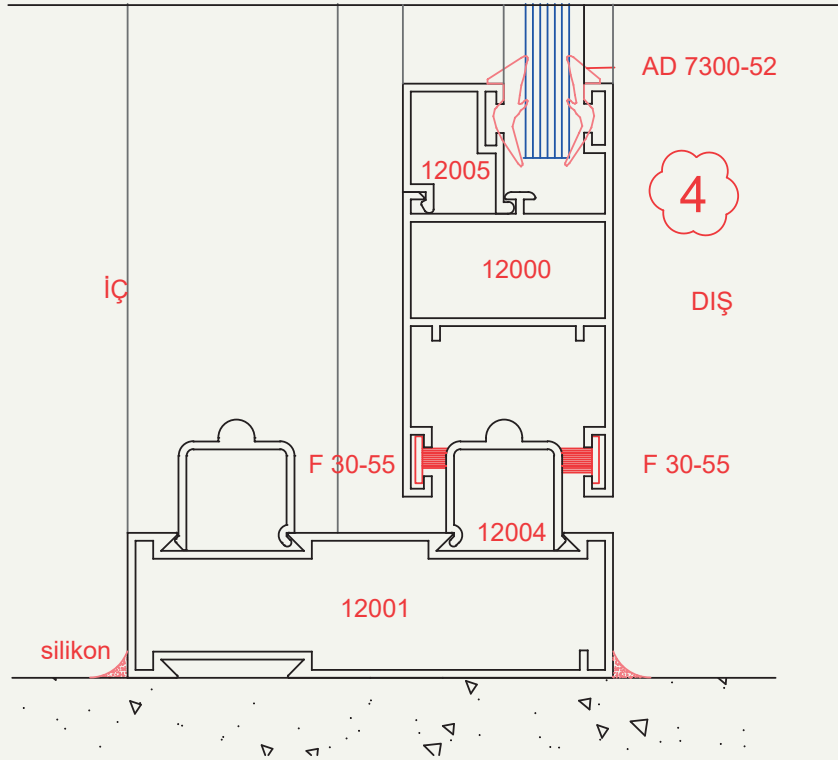
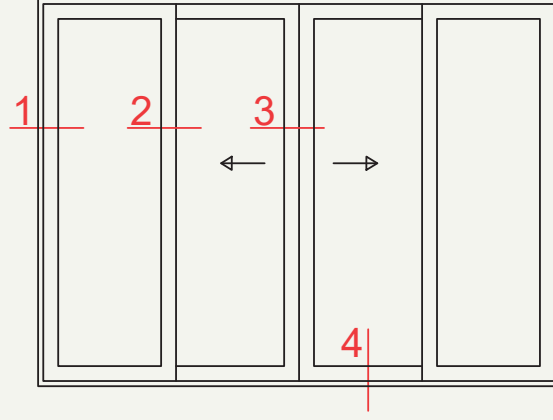


DIŞ

3

TUBA SÜRME SERİ PROFİLLERİ

TUBA RIDING SERIAL PROFILES



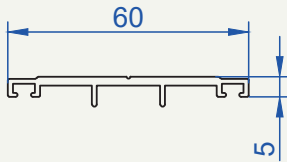
LEKSAN PROFİLLERİ

LEKSAN PROFILES

LEKSAN PROFİLLERİ / LEKSAN PROFILES

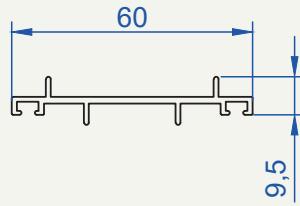
13000

0,400 kg/mt



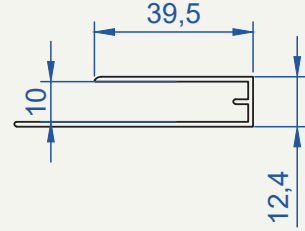
13001

0,371 kg/mt



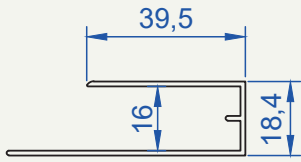
13002

0,363 kg/mt



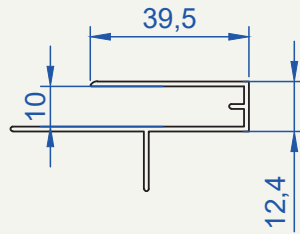
13003

0,313 kg/mt



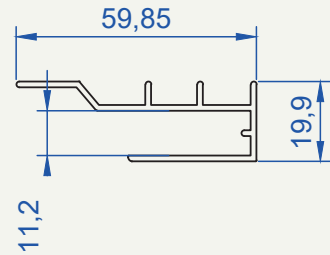
13004

0,413 kg/mt



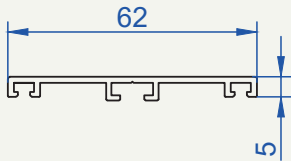
13005

0,489 kg/mt



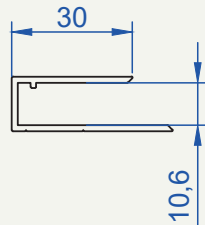
13006

0,367 kg/mt



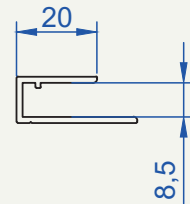
13007

0,328 kg/mt



13008

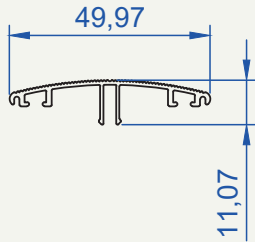
0,241 kg/mt



LEKSAN PROFİLLERİ / LEKSAN PROFILES

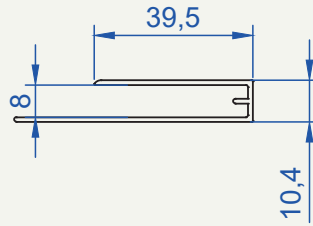
13010

0,260 kg/mt



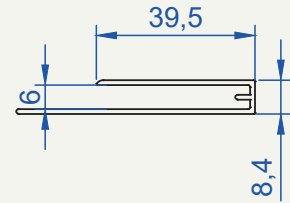
13011

0,358 kg/mt



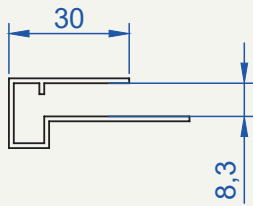
13012

0,352 kg/mt



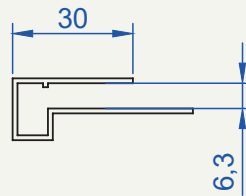
13014

0,322 kg/mt



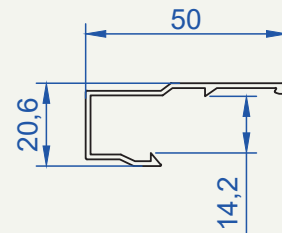
13015

0,310 kg/mt



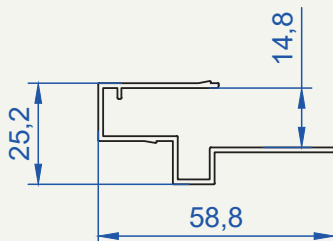
13017

0,296 kg/mt



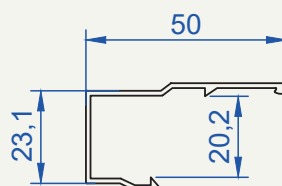
13018

0,400 kg/mt



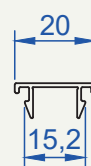
13019

0,315 kg/mt



13020

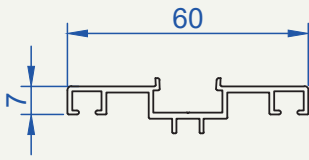
0,112 kg/mt



LEKSAN PROFİLLERİ / LEKSAN PROFILES

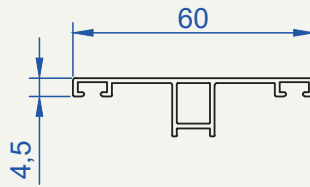
13021

0,404 kg/mt



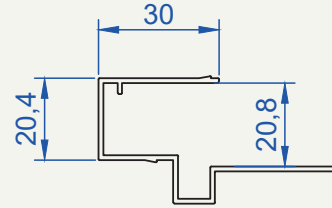
13022

0,329 kg/mt



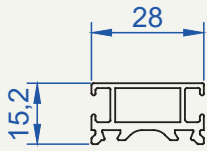
13023

0,419 kg/mt



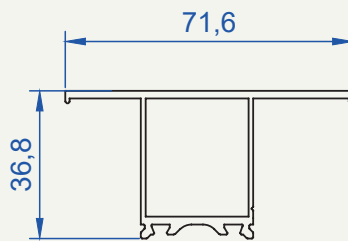
13024

0,408 kg/mt



13025

0,805 kg/mt



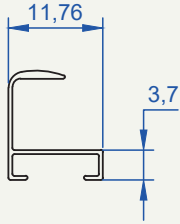
ÇERÇEVE PROFİLLERİ

FRAME PROFILES

ÇERÇEVE PROFİLLERİ / FRAME PROFILES

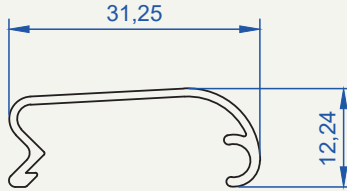
15001

0,056 kg/mt



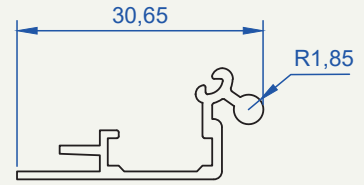
15002

0,165 kg/mt



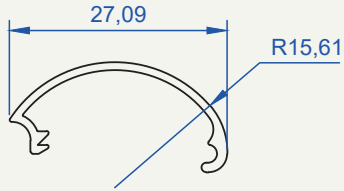
15003

0,202 kg/mt



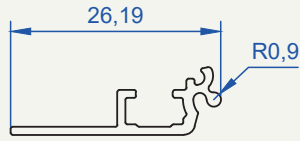
15004

0,129 kg/mt



15005

0,124 kg/mt



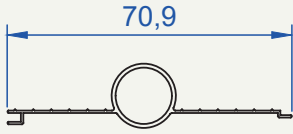
GÜNEŞ ENERJİ PROFİLLERİ

SOLAR ENERGY PROFILES

GÜNEŞ ENERJİ PROFİLLERİ / SOLAR ENERGY PROFILES

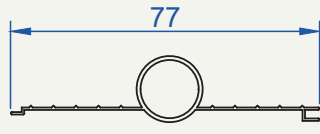
16000

0,235 kg/mt



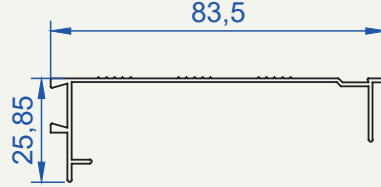
16001

0,252 kg/mt



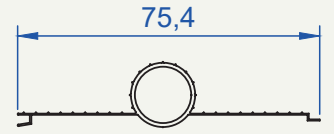
16002

0,341 kg/mt



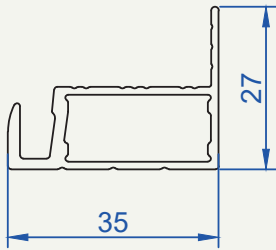
16004

0,192 kg/mt



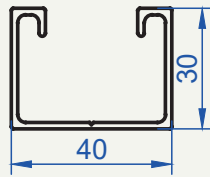
51718

0,428 kg/mt



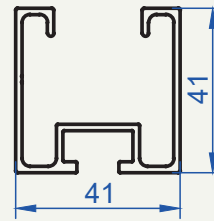
52347

0,555 kg/mt



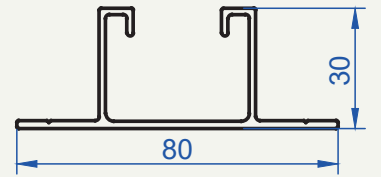
52348

0,794 kg/mt



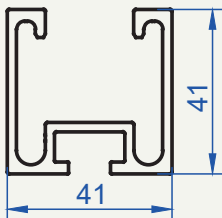
52349

0,768 kg/mt



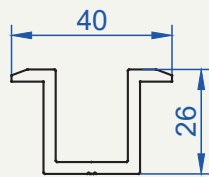
52350

1,133 kg/mt



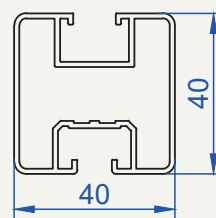
52400

0,683 kg/mt



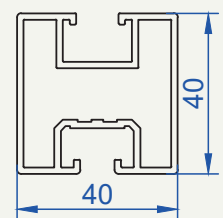
52461

0,783 kg/mt



52462

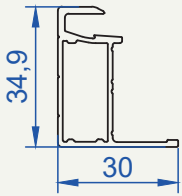
0,969 kg/mt



GÜNEŞ ENERJİ PROFİLLERİ / SOLAR ENERGY PROFILES

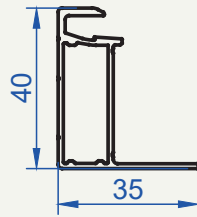
51746

0,420 kg/mt



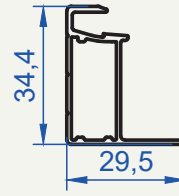
52240

0,490 kg/mt



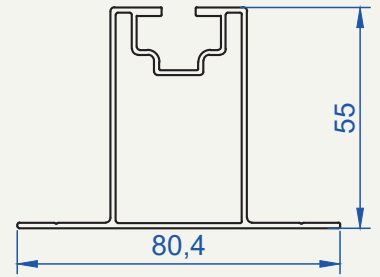
52254

0,360 kg/mt



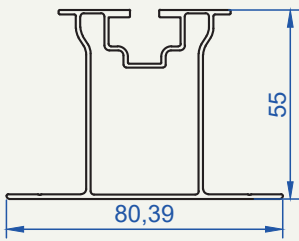
52255

0,944 kg/mt



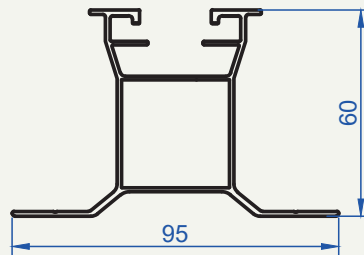
52256

0,998 kg/mt



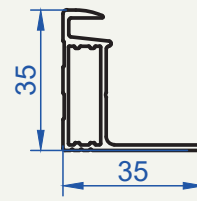
52257

1,063 kg/mt



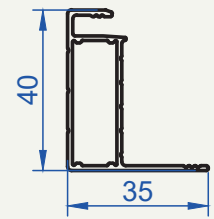
52258

0,440 kg/mt



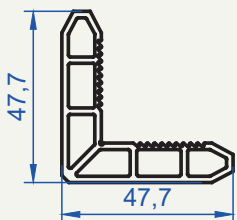
52301

0,421 kg/mt



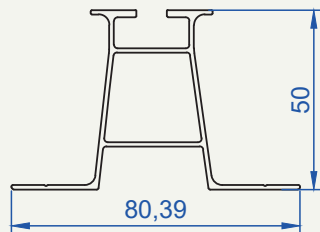
52307

0,998 kg/mt



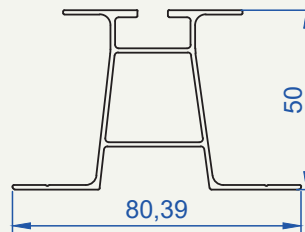
52344

0,802 kg/mt



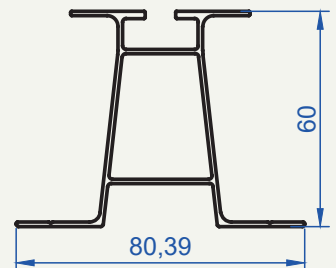
52345

0,854 kg/mt



52346

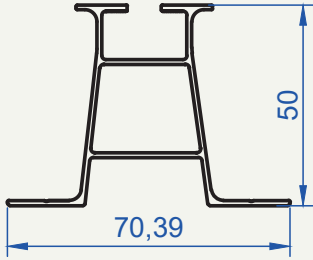
0,925 kg/mt



GÜNEŞ ENERJİ PROFİLLERİ / SOLAR ENERGY PROFILES

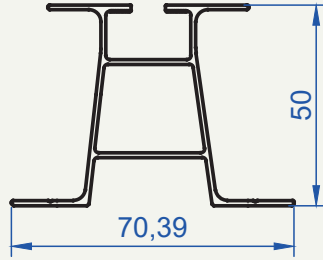
52369

0,737 kg/mt



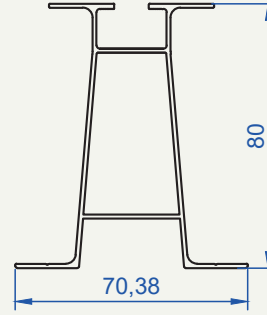
52370

0,789 kg/mt



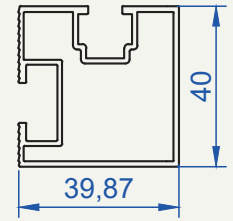
52383

0,999 kg/mt



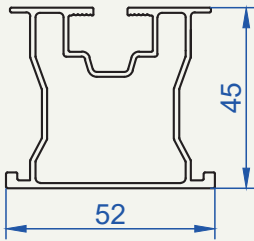
52384

0,776 kg/mt



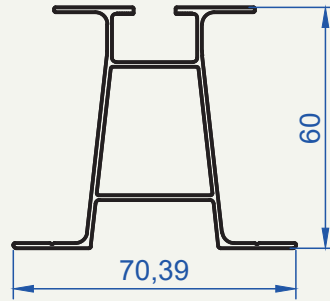
52385

0,871 kg/mt



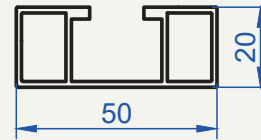
52389

0,862 kg/mt



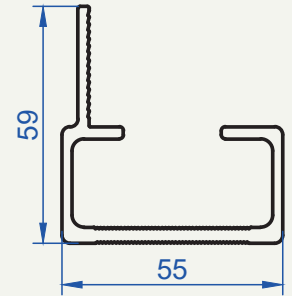
52429

0,637 kg/mt



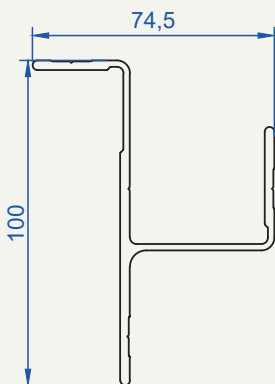
52432

1,327 kg/mt



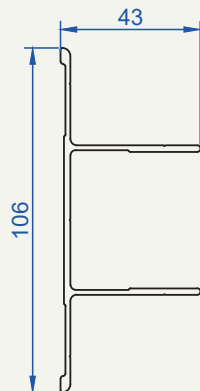
52508

1,443 kg/mt



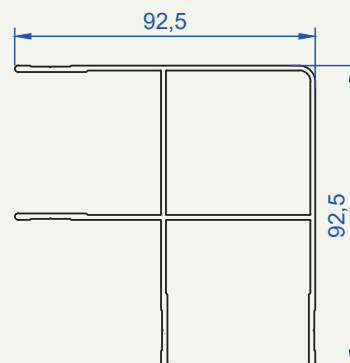
52509

0,923 kg/mt



52510

1,547 kg/mt



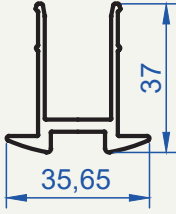
51041

0,562 kg/mt



51040

0,622 kg/mt



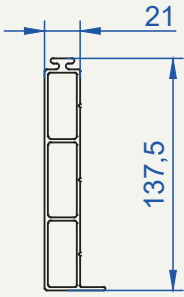
GÜNEŞ KIRICI PROFİLLER

SUNSHADE PROFILES

GÜNEŞ KIRICI PROFİLLER / SUNSHADE PROFILES

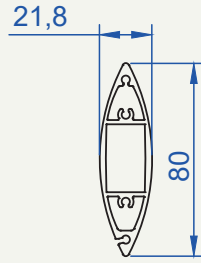
17000

2,025 kg/mt



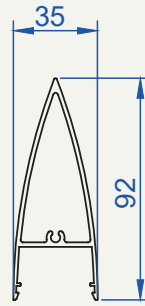
17002

1,204 kg/mt



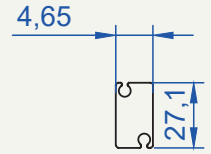
17004

1,072 kg/mt



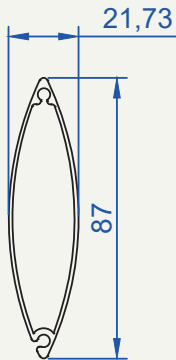
17005

1,015 kg/mt



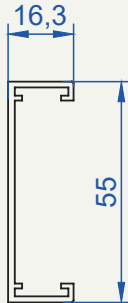
51065

0,640 kg/mt



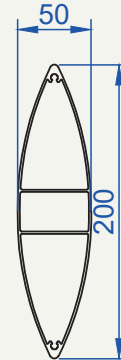
51066

0,419 kg/mt



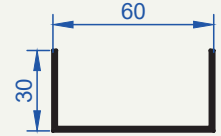
51152

2,316 kg/mt



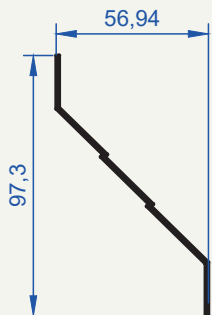
52238

0,382 kg/mt



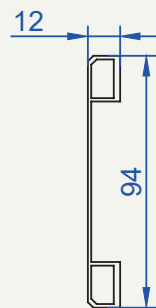
52239

0,396 kg/mt



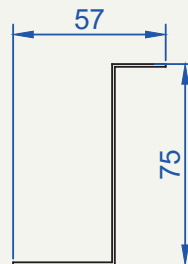
52325

0,709 kg/mt



52341

0,380 kg/mt



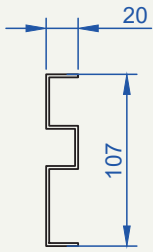
ASANSÖR PROFİLLERİ

LIFT PROFILE

ASANSÖR PROFİLLERİ / LIFT PROFILE

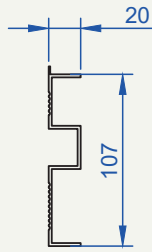
18000

0,967 kg/mt



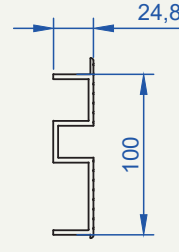
18001

0,933 kg/mt



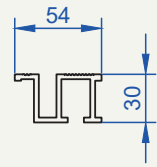
18002

1,580 kg/mt



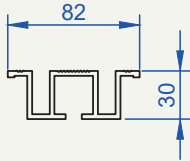
18003

1,195 kg/mt



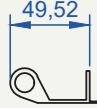
18004

1,650 kg/mt



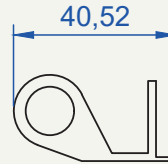
18006

0,872 kg/mt



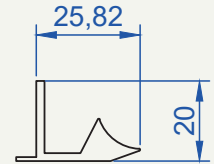
18007

0,796 kg/mt



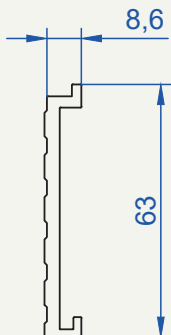
18009

0,368 kg/mt



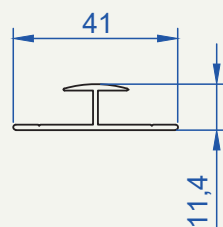
18010

0,684 kg/mt



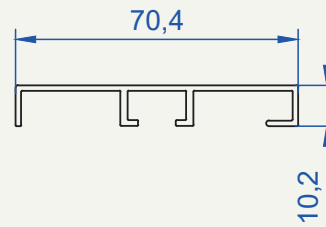
18011

0,222 kg/mt



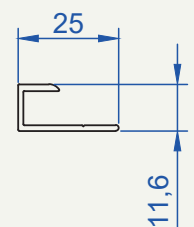
18012

0,461 kg/mt



18013

0,167 kg/mt



ASANSÖR PROFİLLERİ / LIFT PROFILE

18014

0,323 kg/mt

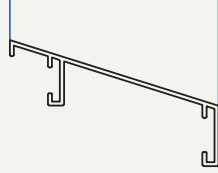
50,26



18015

0,267 kg/mt

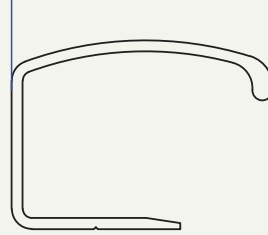
52



18016

1,134 kg/mt

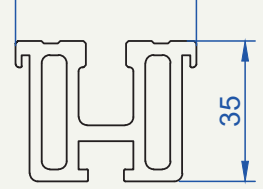
64,91



18017

1,704 kg/mt

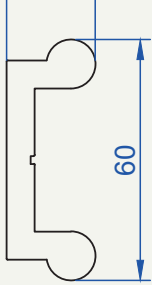
45



18018

1,722 kg/mt

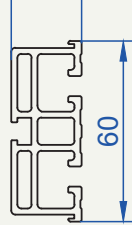
22,1



18019

2,917 kg/mt

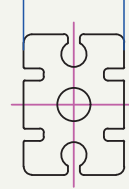
35



18020

1,854 kg/mt

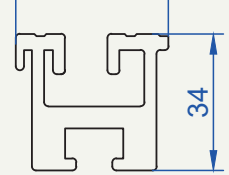
25



18022

1,609 kg/mt

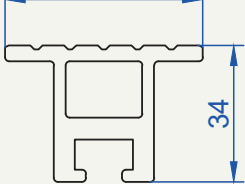
38



18023

1,447 kg/mt

49,2



18024

3,381 kg/mt

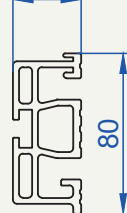
120



18025

2,637 kg/mt


34



18026

1,025 kg/mt

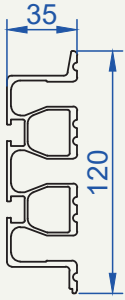
33,5



ASANSÖR PROFİLLERİ / LIFT PROFILE

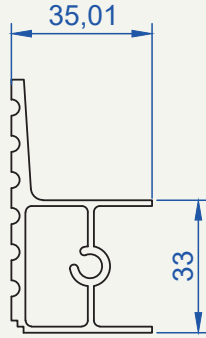
18027

2,287 kg/mt



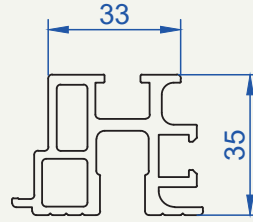
18028

0,989 kg/mt



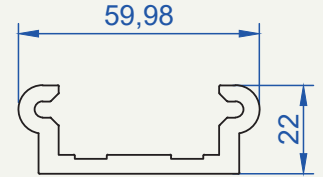
18029

1,299 kg/mt



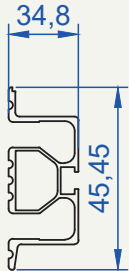
18030

1,161 kg/mt



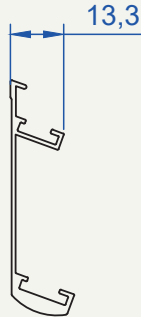
18031

1,571 kg/mt



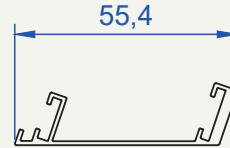
18033

0,381 kg/mt



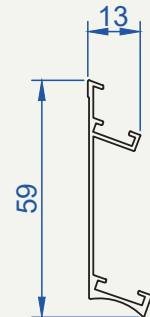
18034

0,335 kg/mt



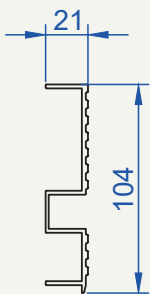
18037

0,296 kg/mt



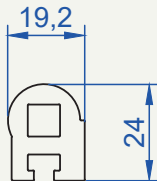
18038

1,093 kg/mt



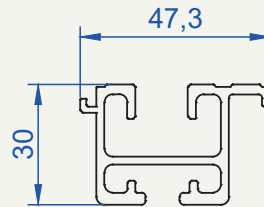
18039

0,798 kg/mt



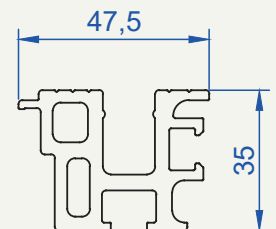
18040

0,971 kg/mt



18041

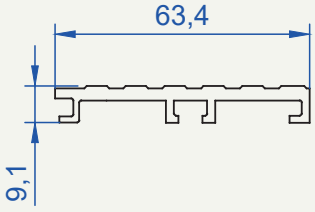
1,656 kg/mt



ASANSÖR PROFİLLERİ / LIFT PROFILE

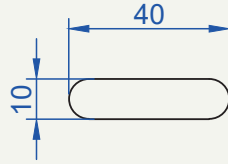
18043

0,722 kg/mt



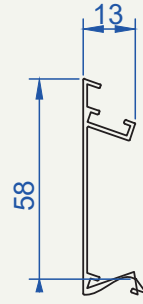
18044

1,02 kg/mt6



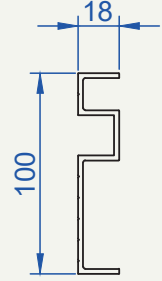
18045

0,292 kg/mt



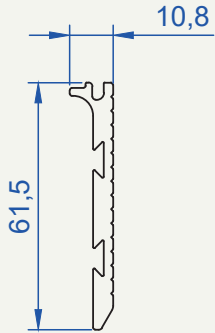
18046

1,163 kg/mt



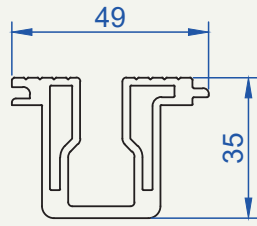
18047

0,721 kg/mt



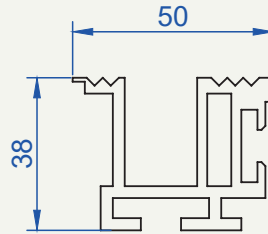
18048

1,274 kg/mt



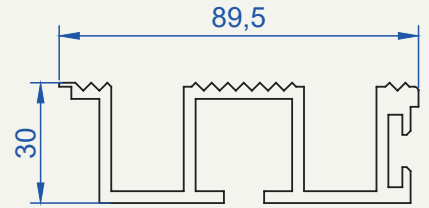
18051

1,534 kg/mt



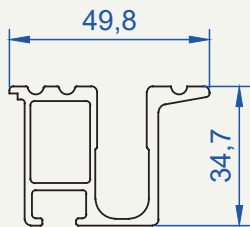
18052

1,869 kg/mt



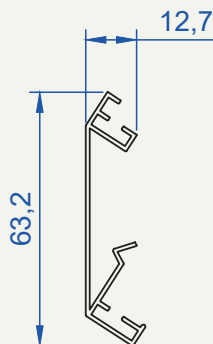
18053

0,984 kg/mt



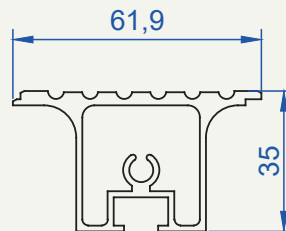
18054

0,356 kg/mt



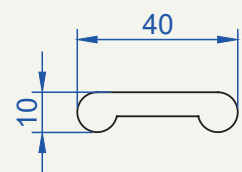
18056

1,107 kg/mt



18057

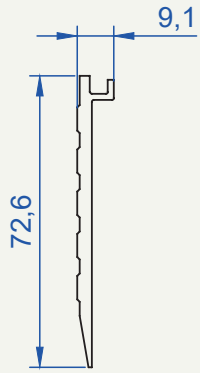
0,783 kg/mt



ASANSÖR PROFİLLERİ / LIFT PROFILE

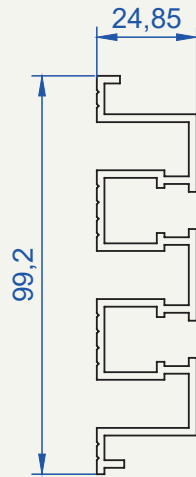
18058

0,637 kg/mt



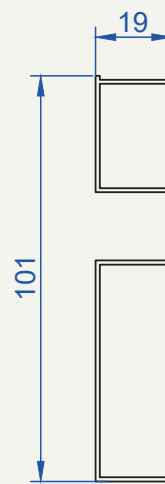
18059

1,388 kg/mt



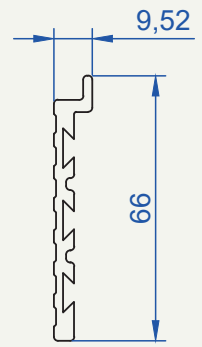
18060

0,470 kg/mt



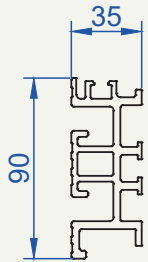
18061

0,653 kg/mt



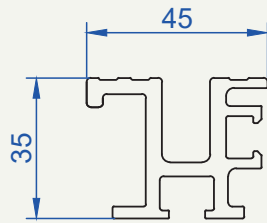
18062

2,712 kg/mt



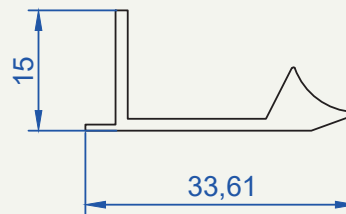
18063

1,367 kg/mt



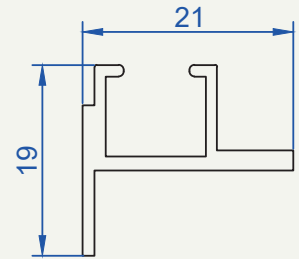
18008

0,443 kg/mt



18005

0,200 kg/mt



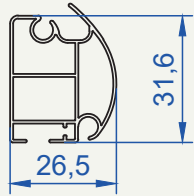
TENTE PROFİLLERİ

AWNING PROFILES

TENTE PROFİLLERİ / AWNING PROFILES

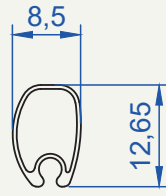
19000

1,477 kg/mt



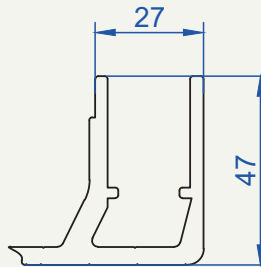
19001

0,241 kg/mt



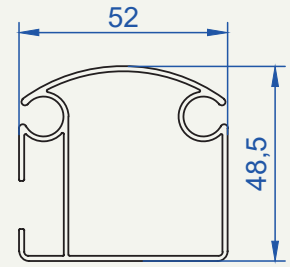
19002

6,614 kg/mt



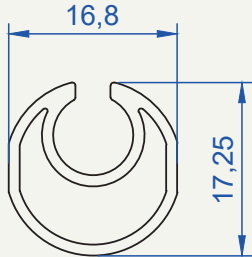
19006

0,821 kg/mt



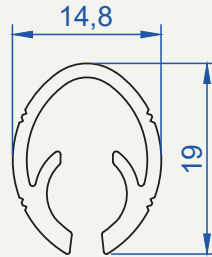
19007

0,214 kg/mt



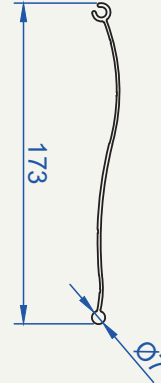
19008

0,222 kg/mt



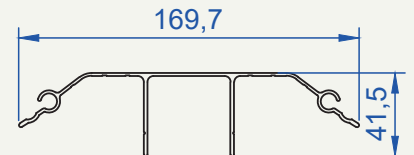
19009

0,903 kg/mt



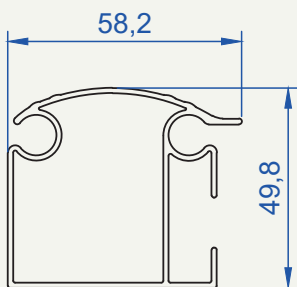
19010

1,290 kg/mt



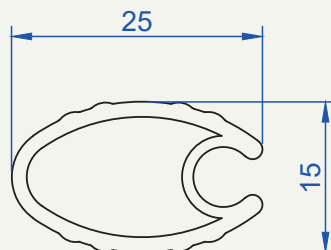
19011

0,919 kg/mt



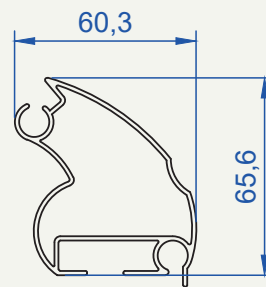
19012

0,282 kg/mt



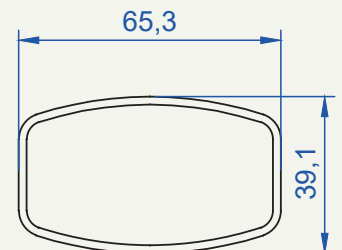
19012

1,104 kg/mt



19014

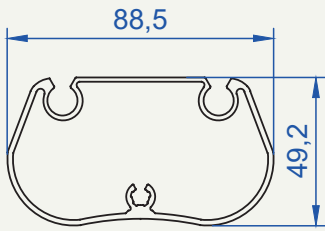
0,953 kg/mt



TENTE PROFİLLERİ / AWNING PROFILES

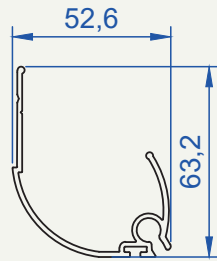
50850

1,493 kg/mt



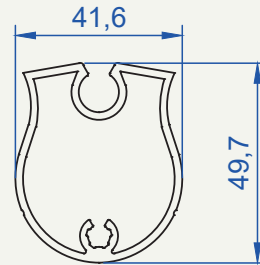
50851

0,741 kg/mt



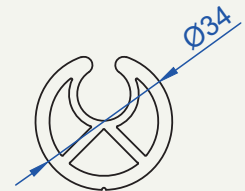
50854

0,998 kg/mt



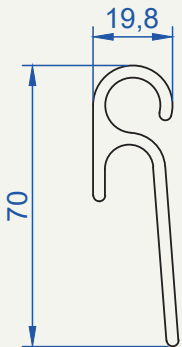
50566

1,195 kg/mt



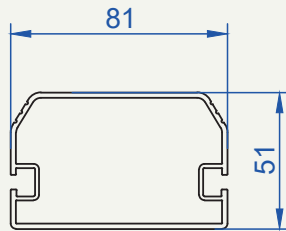
50567

0,986 kg/mt



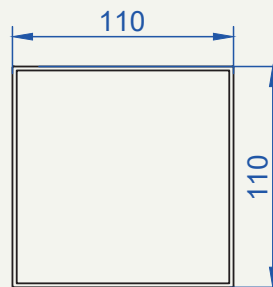
50923

1,475 kg/mt



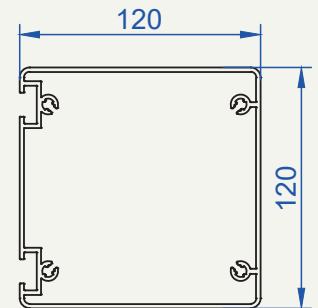
50924

2,349 kg/mt



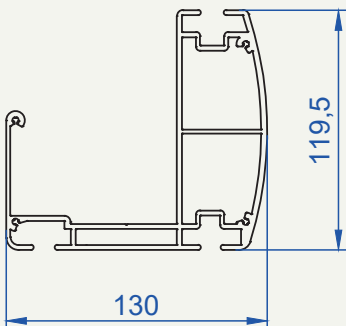
70119

3,571 kg/mt



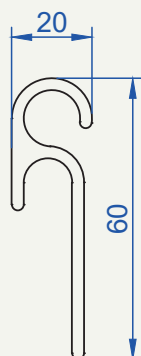
70121

4,620 kg/mt



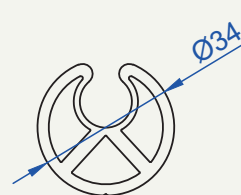
19015

0,887 kg/mt



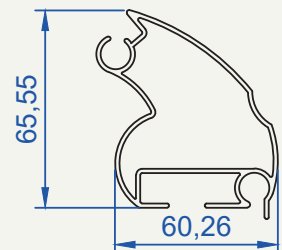
19016

1,075



19013

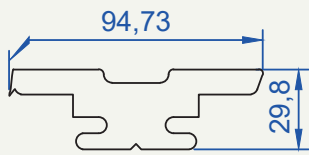
1,104 kg/mt



TENTE PROFİLLERİ / AWNING PROFILES

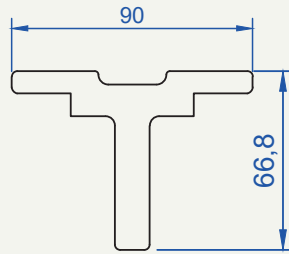
51676

4,165 kg/mt



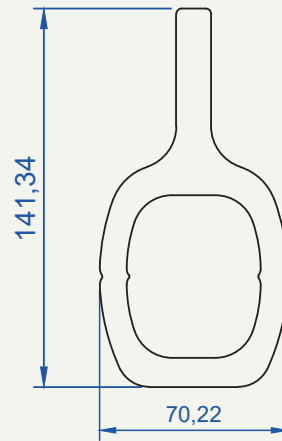
51677

4,512 kg/mt



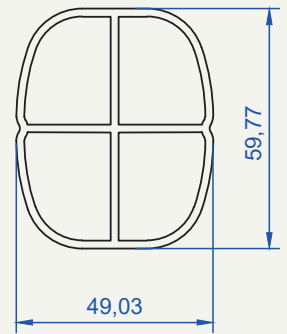
51678

8,924 kg/mt



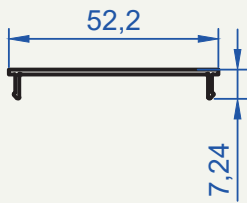
51679

1,492 kg/mt



51680

0,202 kg/mt



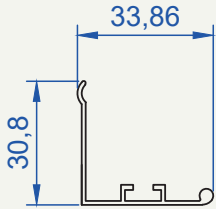
MENFEZ PROFİLLERİ

CULVERT PROFILES

MENFEZ PROFİLLERİ / CULVERT PROFILES

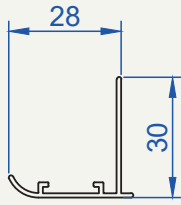
20000

0,226 kg/mt



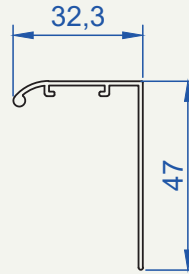
20001

0,207 kg/mt



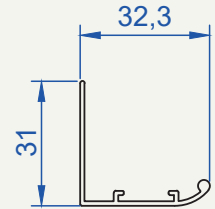
20002

0,273 kg/mt



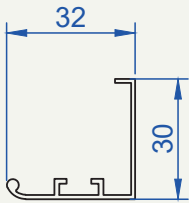
20003

0,225 kg/mt



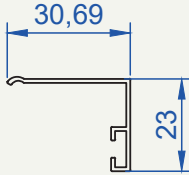
20004

0,238 kg/mt



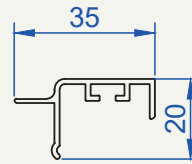
20007

0,178 kg/mt



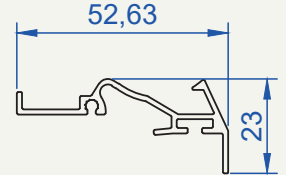
20008

0,257 kg/mt



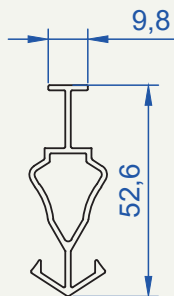
20009

0,403 kg/mt



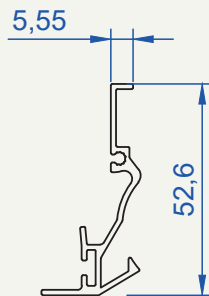
20011

0,453 kg/mt



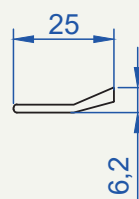
20012

0,419 kg/mt



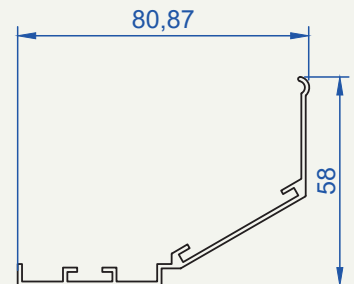
20013

0,157 kg/mt



20014

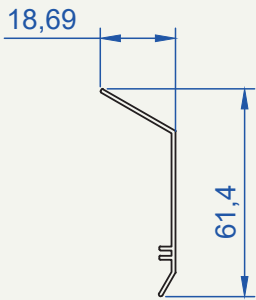
0,524 kg/mt



MENFEZ PROFİLLERİ / CULVERT PROFILES

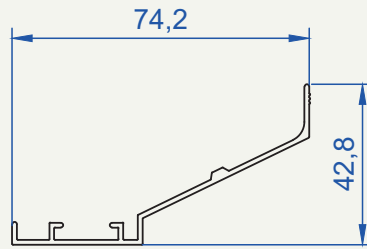
20015

0,212 kg/mt



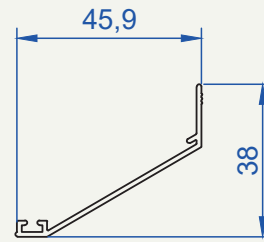
20016

0,393 kg/mt



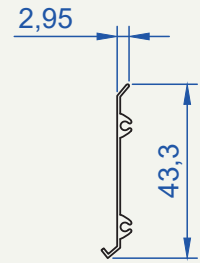
20017

0,252 kg/mt



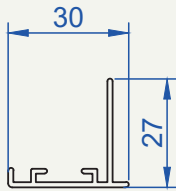
20018

0,545 kg/mt



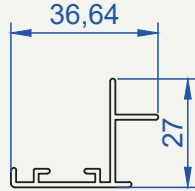
20020

0,245 kg/mt



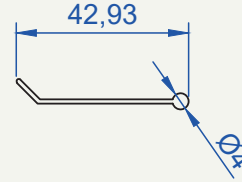
20022

0,262 kg/mt



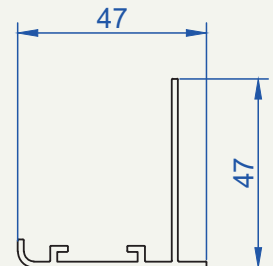
20024

0,157 kg/mt



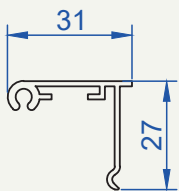
20025

0,452 kg/mt



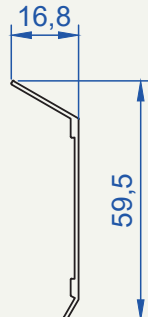
20026

0,303 kg/mt



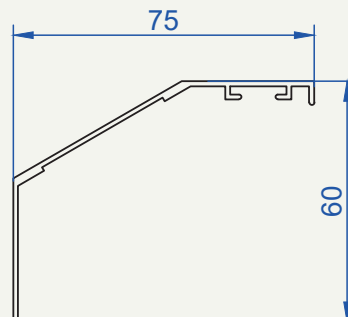
20027

0,211 kg/mt



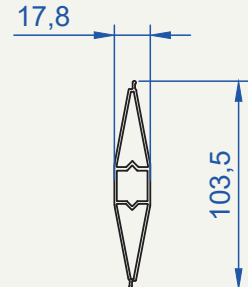
20028

0,419 kg/mt



20029

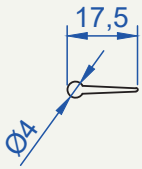
0,841 kg/mt



MENFEZ PROFİLLERİ / CULVERT PROFILES

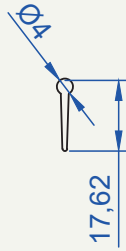
20030

0,084 kg/mt



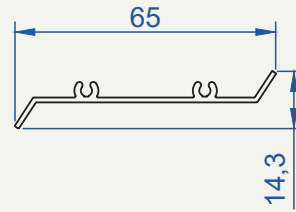
20031

0,091 kg/mt



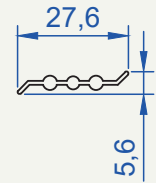
20033

0,302 kg/mt



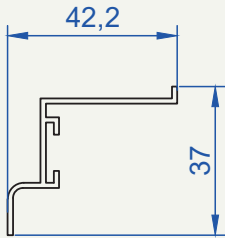
20034

0,126 kg/mt



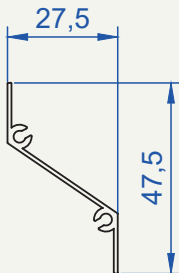
20035

0,313 kg/mt



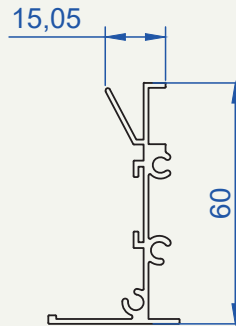
20036

0,235 kg/mt



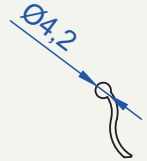
20038

0,578 kg/mt



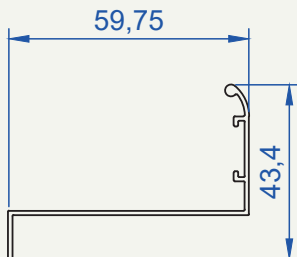
20039

0,097 kg/mt



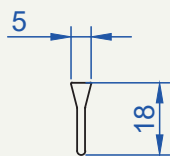
20040

0,346 kg/mt



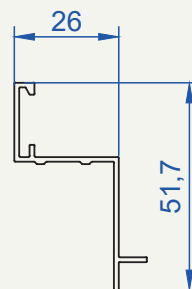
20041

0,123 kg/mt



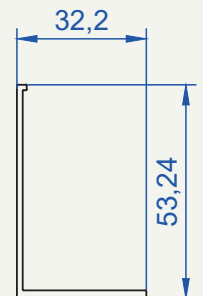
20042

0,310 kg/mt



20043

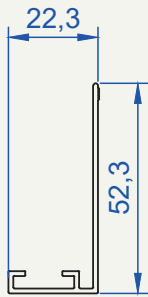
0,373 kg/mt



MENFEZ PROFİLLERİ / CULVERT PROFILES

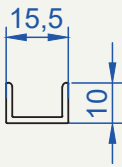
20044

0,287 kg/mt



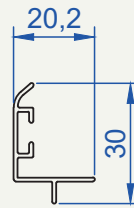
20045

0,131 kg/mt



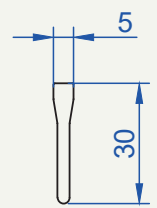
20046

0,173 kg/mt



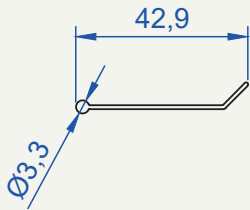
20047

0,279 kg/mt



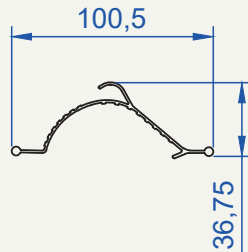
20048

0,136 kg/mt



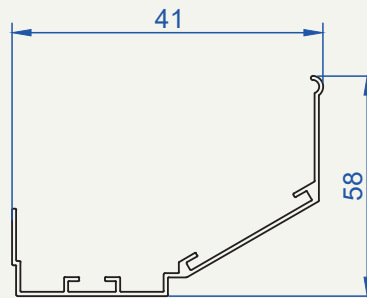
20049

0,592 kg/mt



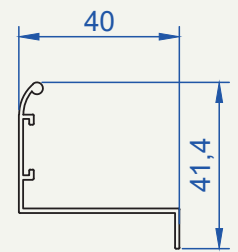
20051

0,541 kg/mt



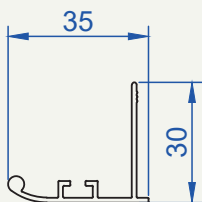
20052

0,280 kg/mt



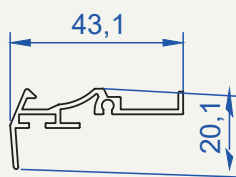
20053

0,274 kg/mt



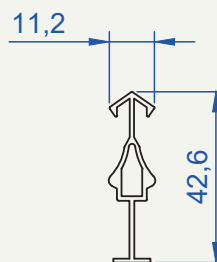
20055

0,316 kg/mt



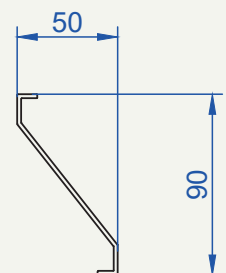
20056

0,296 kg/mt



20057

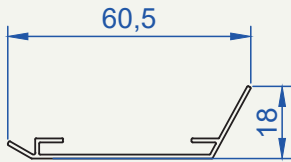
0,664 kg/mt



MENFEZ PROFİLLERİ / CULVERT PROFILES

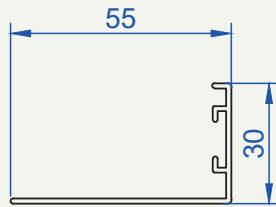
20058

0,237 kg/mt



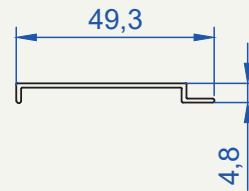
20059

0,344 kg/mt



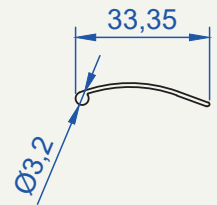
20060

0,169 kg/mt



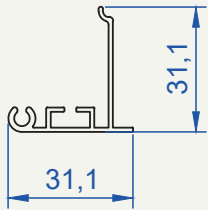
20061

0,108 kg/mt



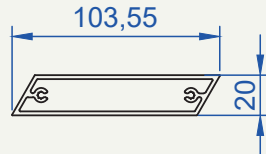
20062

0,278 kg/mt



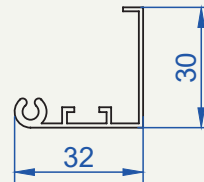
20063

1,390 kg/mt



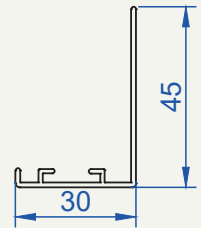
20064

0,293 kg/mt



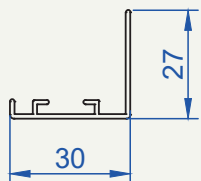
20065

0,286 kg/mt



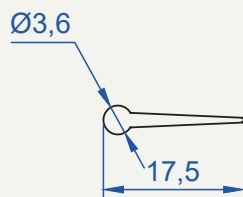
20067

0,219 kg/mt



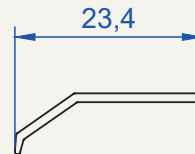
20070

0,075 kg/mt



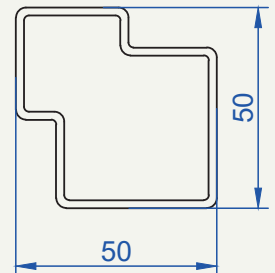
20071

0,078 kg/mt



20072

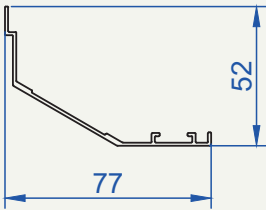
0,517 kg/mt



MENFEZ PROFİLLERİ / CULVERT PROFILES

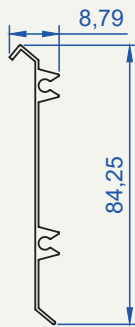
20073

0,440 kg/mt



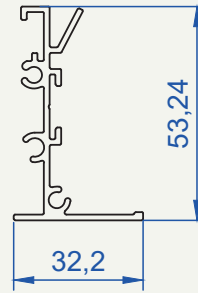
20074

0,402 kg/mt



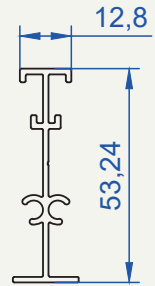
20075

0,590 kg/mt



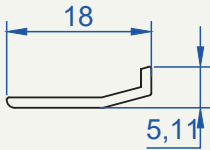
20076

0,427 kg/mt



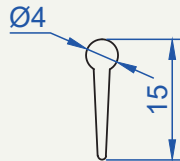
20078

0,071 kg/mt



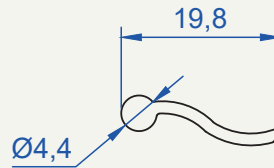
20079

0,078 kg/mt



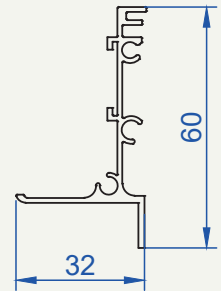
20080

0,107 kg/mt



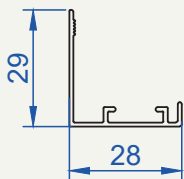
20082

0,482 kg/mt



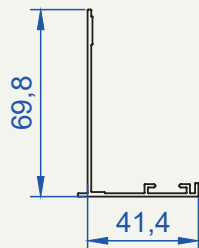
20083

0,201 kg/mt



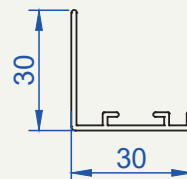
20085

0,478 kg/mt



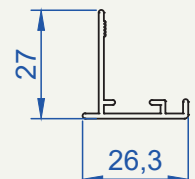
20086

0,257 kg/mt



20087

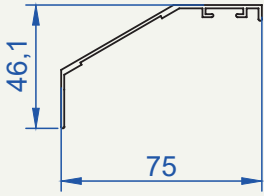
0,225 kg/mt



MENFEZ PROFİLLERİ / CULVERT PROFILES

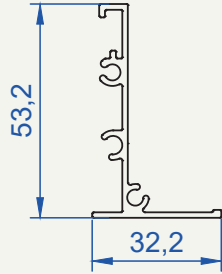
20088

0,435 kg/mt



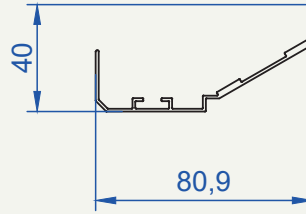
20089

0,493 kg/mt



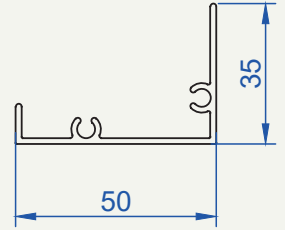
20090

0,494 kg/mt



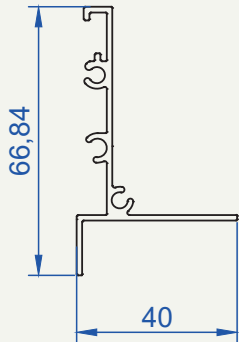
20091

0,458 kg/mt



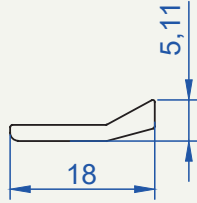
20092

0,570 kg/mt



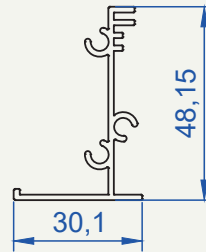
20050

0,108 kg/mt



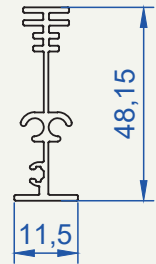
20094

0,477 kg/mt



20095

0,450 kg/mt



AKSESUAR PROFİLLERİ

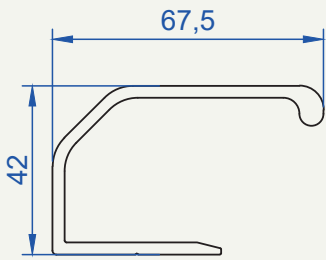
ACCESSORY PROFILES

www.aydealuminyum.com.tr

AKSESUAR PROFİLLERİ / ACCESSORY PROFILES

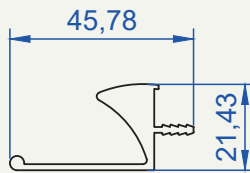
22000

0,190 kg/mt



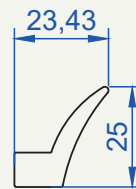
22001

0,604 kg/mt



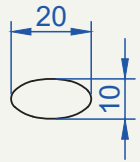
22002

0,507 kg/mt



22003

0,426 kg/mt



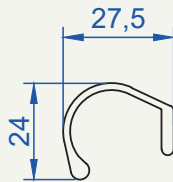
22004

0,826 kg/mt



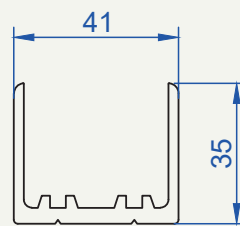
22005

0,335 kg/mt



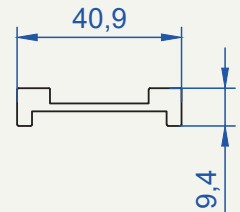
22007

0,935 kg/mt



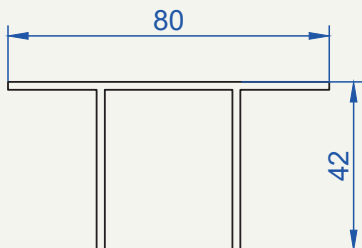
22008

0,460 kg/mt



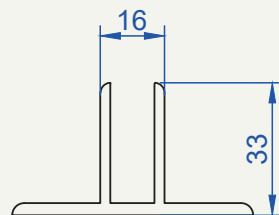
22009

0,867 kg/mt



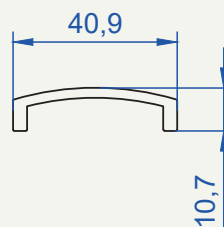
22010

0,837 kg/mt



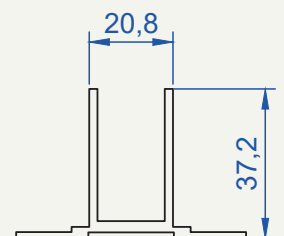
22011

0,386 kg/mt



22012

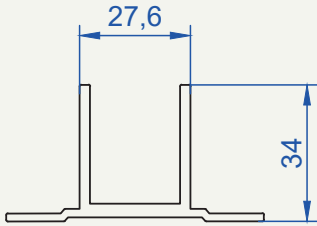
0,699 kg/mt



AKSESUAR PROFİLLERİ / ACCESSORY PROFILES

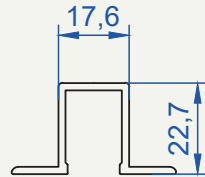
22013

0,876 kg/mt



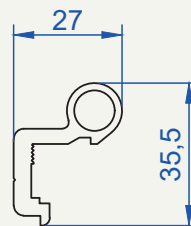
22014

0,405 kg/mt



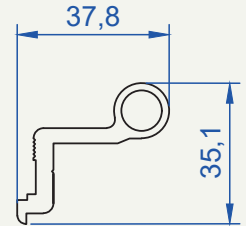
22015

0,710 kg/mt



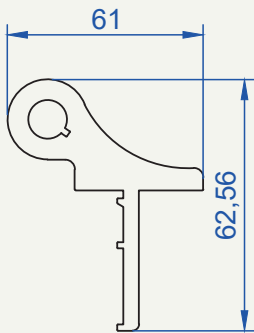
22016

0,699 kg/mt



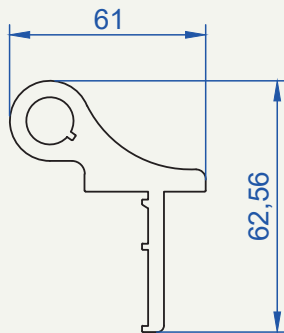
22018

2,927 kg/mt



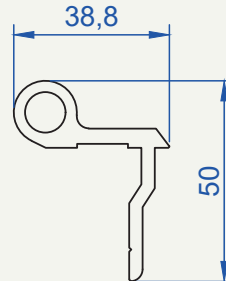
22019

0,306 kg/mt



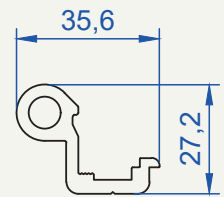
22020

0,918 kg/mt



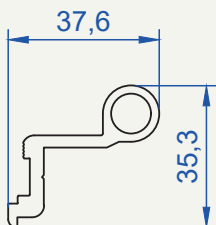
22023

0,678 kg/mt



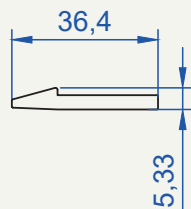
22024

0,650 kg/mt



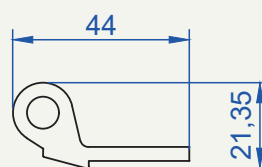
22025

0,353 kg/mt



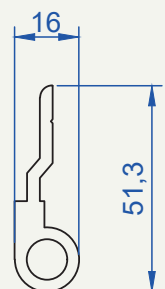
22026

0,790 kg/mt



22027

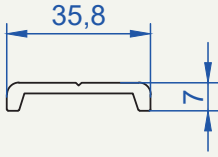
0,747 kg/mt



AKSESUAR PROFİLLERİ / ACCESSORY PROFILES

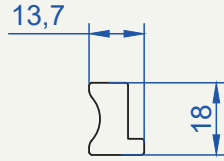
22028

0,335 kg/mt



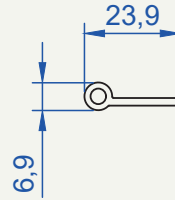
22029

0,454 kg/mt



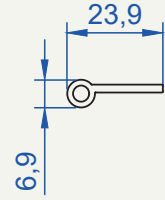
22030

0,158 kg/mt



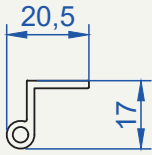
22031

0,156 kg/mt



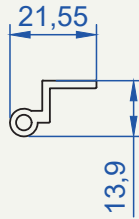
22032

0,196 kg/mt



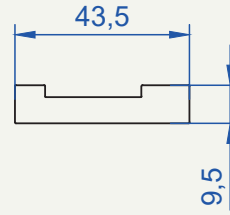
22033

0,195 kg/mt



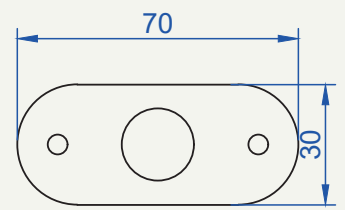
22034

0,280 kg/mt



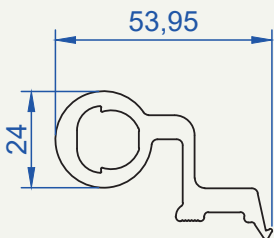
22035

4,372 kg/mt



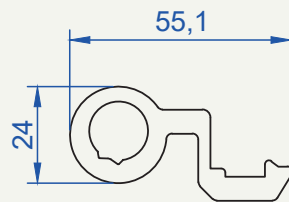
22036

1,377 kg/mt



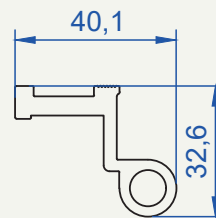
22037

1,427 kg/mt



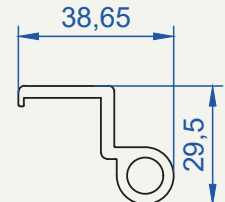
22038

0,832 kg/mt



22039

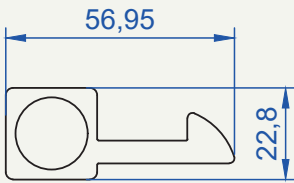
0,808 kg/mt



AKSESUAR PROFİLLERİ / ACCESSORY PROFILES

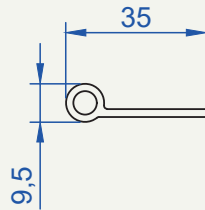
22040

1,355 kg/mt



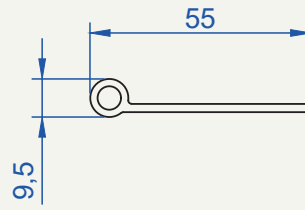
22041

0,261 kg/mt



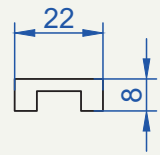
22043

0,366 kg/mt



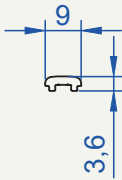
22044

0,328 kg/mt



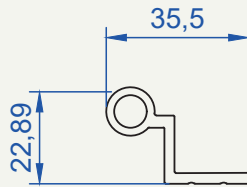
22045

0,060 kg/mt



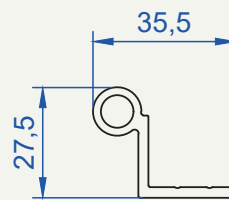
22046

0,442 kg/mt



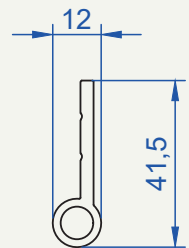
22047

0,464 kg/mt



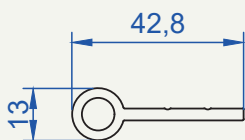
22048

0,416 kg/mt



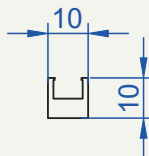
22049

0,462 kg/mt



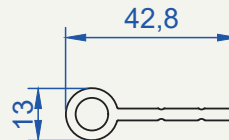
22050

0,170 kg/mt



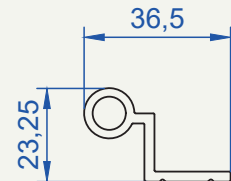
22052

0,459 kg/mt



22054

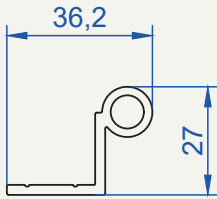
0,447 kg/mt



AKSESUAR PROFİLLERİ / ACCESSORY PROFILES

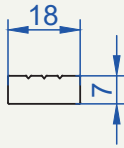
22055

0,470 kg/mt



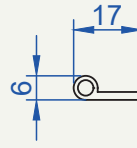
22059

0,340 kg/mt



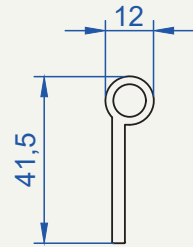
22060

0,111 kg/mt



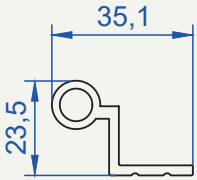
22061

0,428 kg/mt



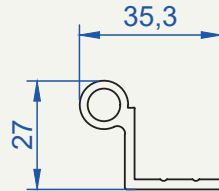
22062

0,420 kg/mt



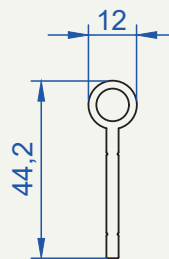
22063

0,446 kg/mt



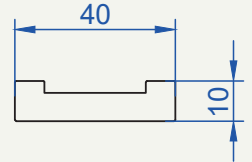
22064

0,426 kg/mt



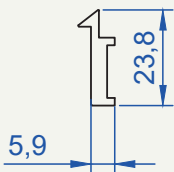
22066

0,879 kg/mt



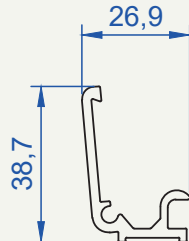
22067

0,250 kg/mt



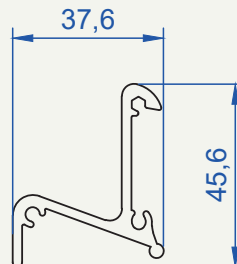
22068

0,491 kg/mt



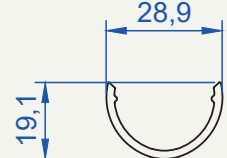
22069

0,750 kg/mt



22070

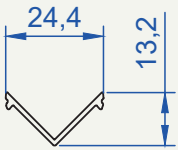
0,274 kg/mt



AKSESUAR PROFİLLERİ / ACCESSORY PROFILES

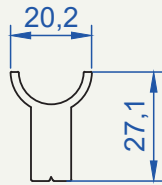
22071

0,124 kg/mt



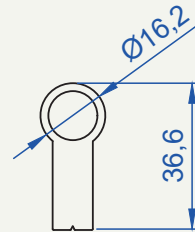
22072

0,630 kg/mt



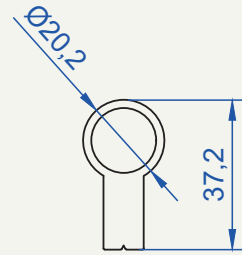
22073

0,808 kg/mt



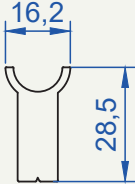
22074

0,782 kg/mt



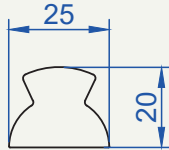
22075

0,687 kg/mt



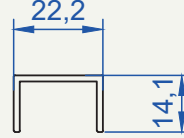
22081

0,911 kg/mt



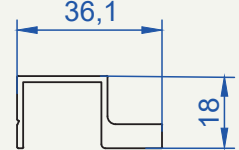
22083

0,192 kg/mt



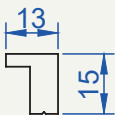
22084

0,447 kg/mt



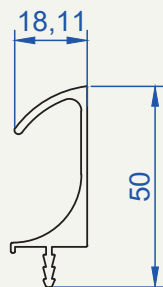
22087

0,337 kg/mt



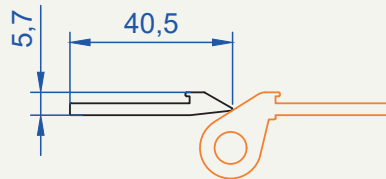
22088

0,555 kg/mt



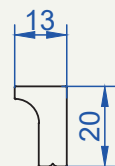
22089

0,354 kg/mt



22090

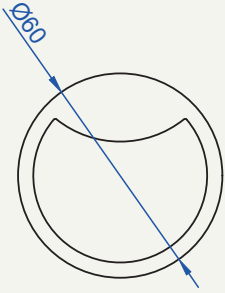
0,453 kg/mt



AKSESUAR PROFİLLERİ / ACCESSORY PROFILES

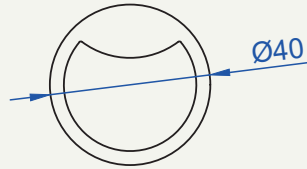
22091

3,232 kg/mt



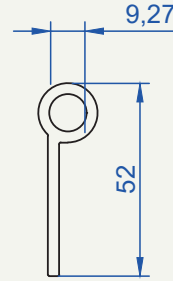
22092

1,540 kg/mt



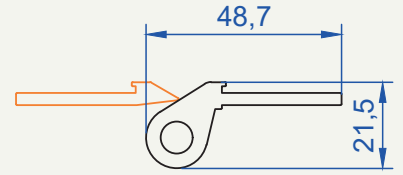
22093

0,630 kg/mt



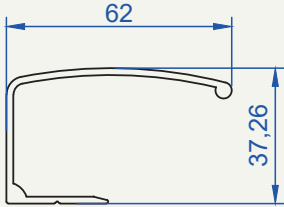
22094

0,810 kg/mt



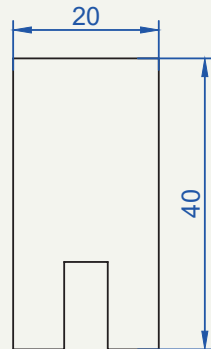
22096

0,660 kg/mt



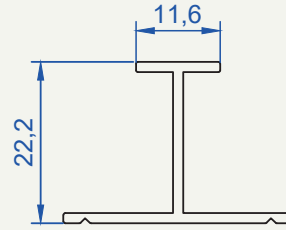
22103

1,980 kg/mt



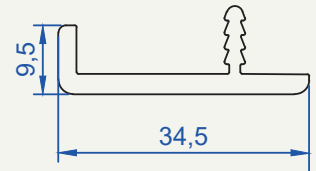
22104

0,236 kg/mt



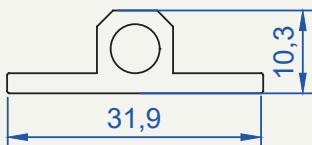
22105

0,360 kg/mt



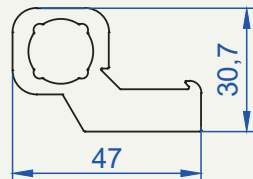
22106

0,328 kg/mt



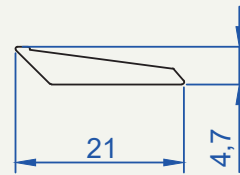
22107

1,650 kg/mt



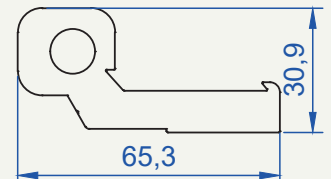
22108

0,155 kg/mt



22109

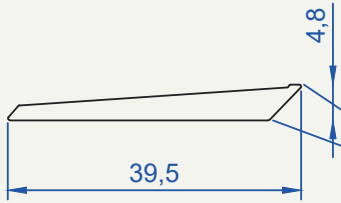
2,462 kg/mt



AKSESUAR PROFİLLERİ / ACCESSORY PROFILES

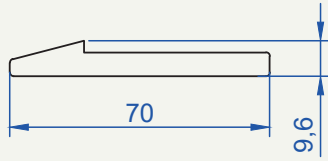
22110

0,317 kg/mt



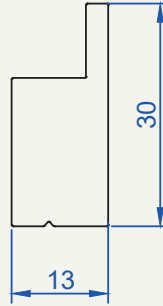
22111

0,310 kg/mt



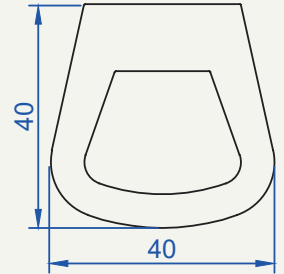
22112

0,788 kg/mt



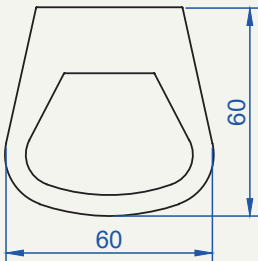
22113

2,300 kg/mt



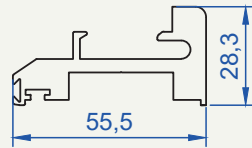
22114

4,600 kg/mt



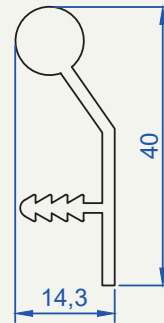
22118

1,430 kg/mt



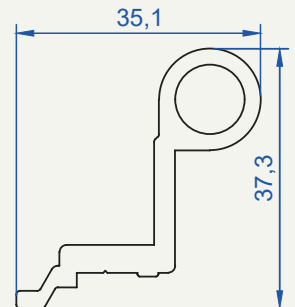
22119

0,443 kg/mt



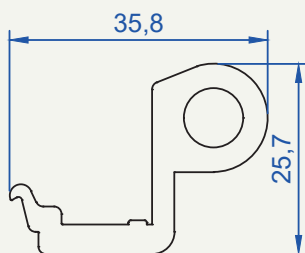
22120

0,634 kg/mt



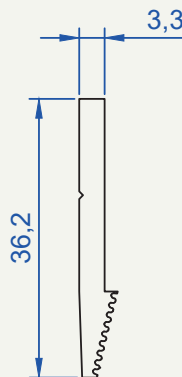
22121

0,715 kg/mt



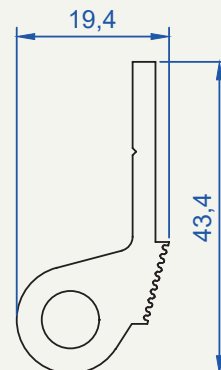
22123

0,316 kg/mt



22124

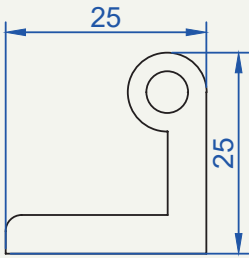
0,775 kg/mt



AKSESUAR PROFİLLERİ / ACCESSORY PROFILES

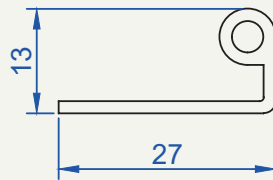
22129

0,621 kg/mt



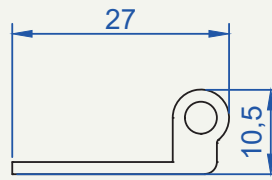
22131

0,205 kg/mt



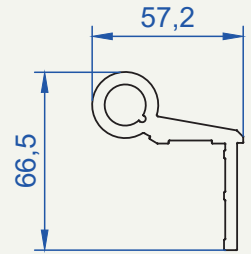
22132

0,212 kg/mt



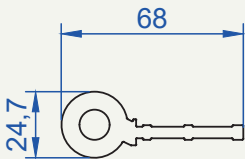
22133

1,944 kg/mt



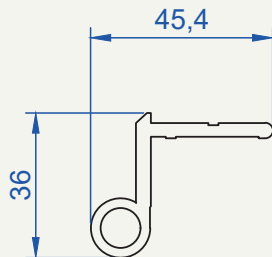
22134

1,642 kg/mt



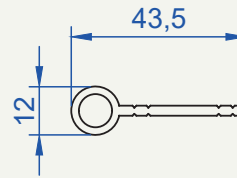
22135

0,762 kg/mt



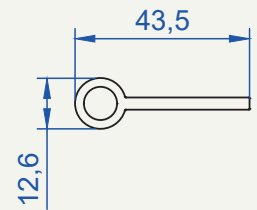
22137

0,369 kg/mt



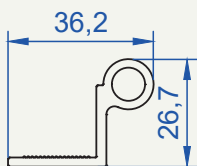
22138

0,462 kg/mt



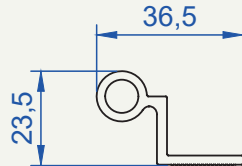
22139

0,468 kg/mt



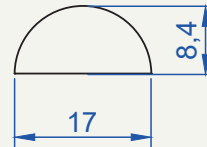
22140

0,444 kg/mt



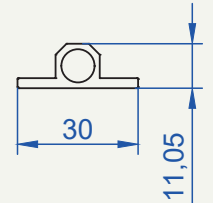
22143

0,304 kg/mt



22144

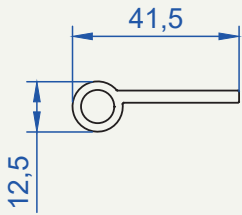
0,292 kg/mt



AKSESUAR PROFİLLERİ / ACCESSORY PROFILES

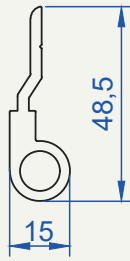
22149

0,428 kg/mt



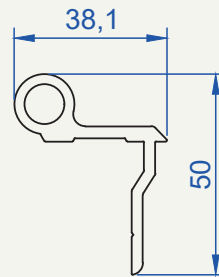
22152

0,632 kg/mt



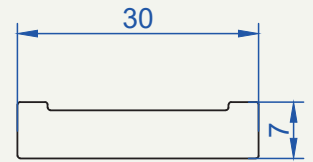
22153

0,789 kg/mt



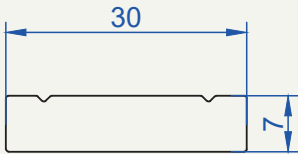
22156

0,511 kg/mt



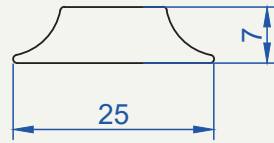
22157

0,565 kg/mt



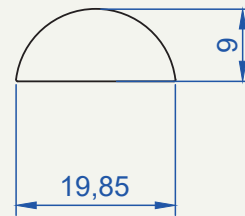
22158

0,332 kg/mt



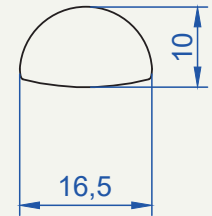
22159

0,373 kg/mt



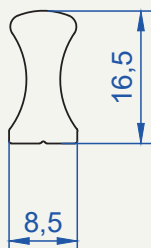
22160

0,353 kg/mt



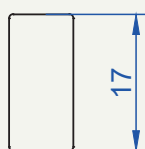
22161

0,271 kg/mt



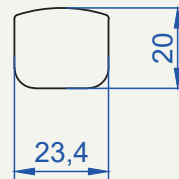
22162

0,370 kg/mt



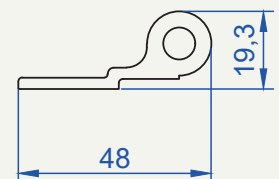
22163

0,301 kg/mt



22164

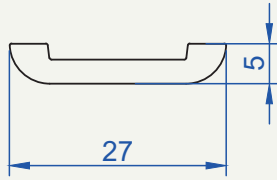
0,742 kg/mt



AKSESUAR PROFİLLERİ / ACCESSORY PROFILES

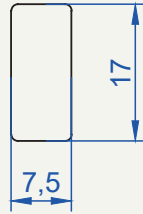
22166

0,244 kg/mt



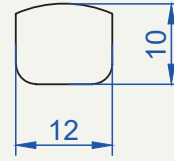
22168

0,346 kg/mt



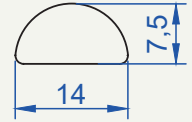
22173

0,306 kg/mt



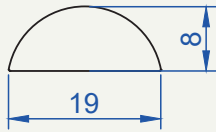
22174

0,228 kg/mt



22175

0,312 kg/mt

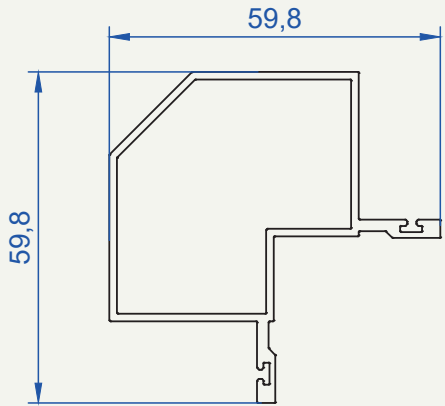


HAVALANDIRMA PROFİLLERİ VENTILATION PROFILES

HAVALANDIRMA PROFİLLERİ / VENTILATION PROFILES

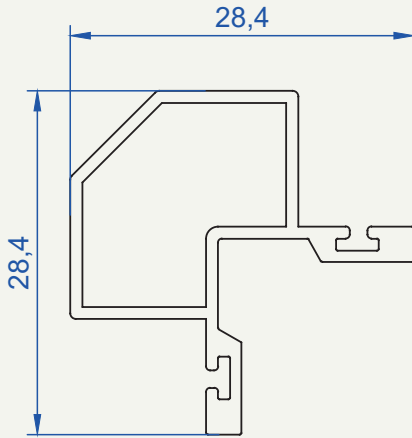
23010

1,419 kg/mt



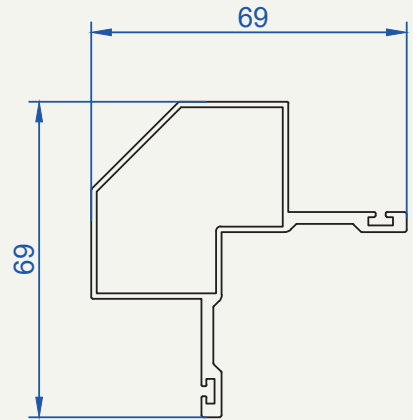
23011

0,660 kg/mt



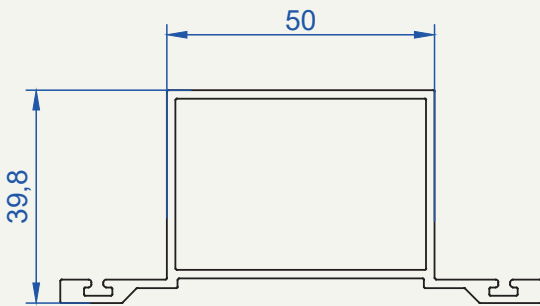
50201

0,920 kg/mt



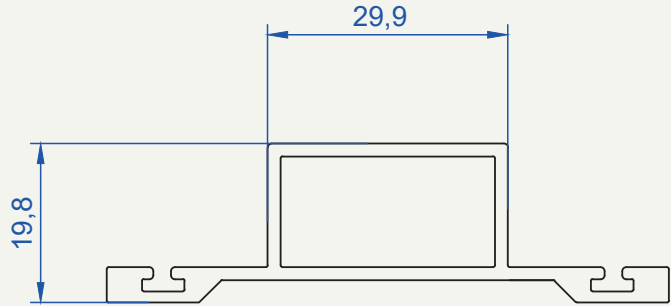
23012

1,038 kg/mt



23013

0,687 kg/mt



MOBİLYA PROFİLLERİ

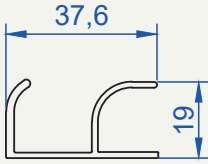
FURNITURE PROFILES

www.aydealuminyum.com.tr

MOBİLYA PROFİLLERİ / FURNITURE PROFILES

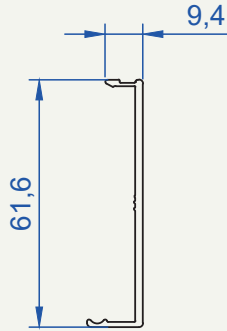
25000

0,364 kg/mt



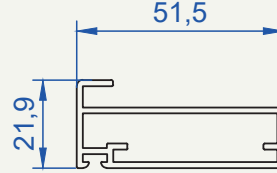
25001

0,382 kg/mt



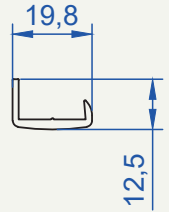
25002

0,630 kg/mt



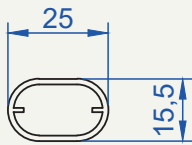
25003

0,177 kg/mt



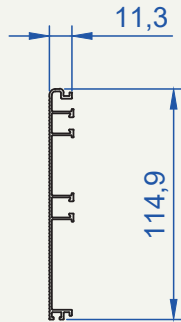
25005

0,254 kg/mt



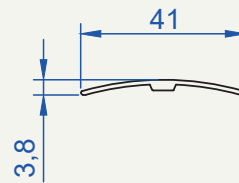
25006

0,639 kg/mt



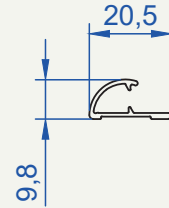
25008

0,157 kg/mt



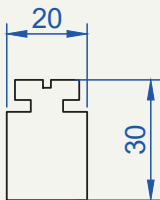
25010

0,113 kg/mt



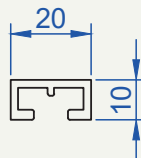
25011

1,463 kg/mt



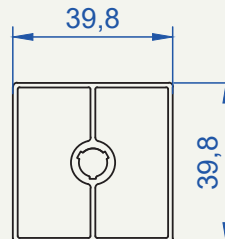
25012

0,136 kg/mt



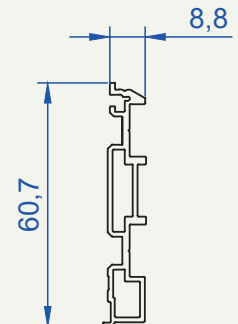
25016

0,702 kg/mt



25017

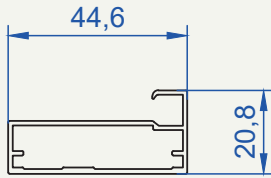
0,497 kg/mt



MOBİLYA PROFİLLERİ / FURNITURE PROFILES

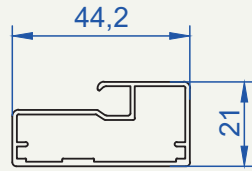
25026

0,421 kg/mt



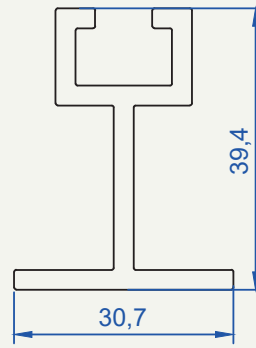
25029

0,446 kg/mt



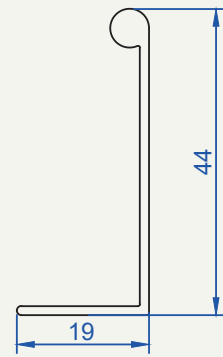
25035

0,760 kg/mt



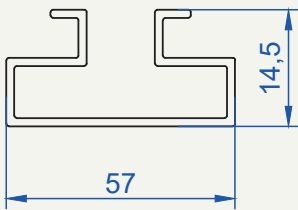
25036

0,325 kg/mt



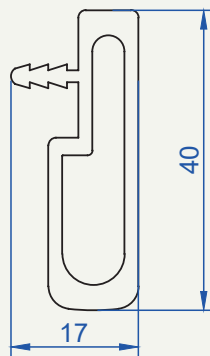
25037

0,219 kg/mt



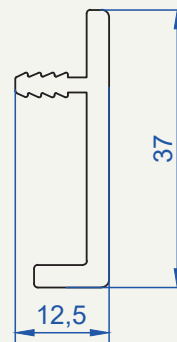
25038

0,577 kg/mt



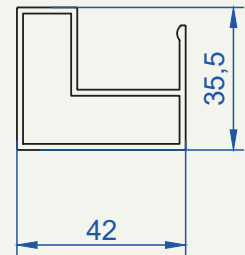
25039

0,423 kg/mt



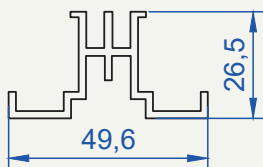
25040

0,680 kg/mt



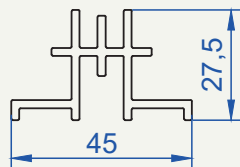
25041

0,634 kg/mt



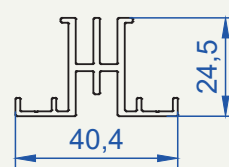
25042

0,678 kg/mt



25043

0,502 kg/mt



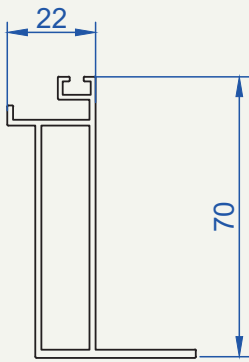
SERA PROFİLLERİ

GREENHOUSE PROFILES

SERA PROFİLLERİ / GREENHOUSE PROFILES

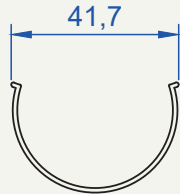
50084

0,865 kg/mt



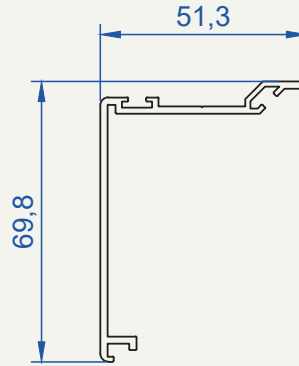
50125

0,233 kg/mt



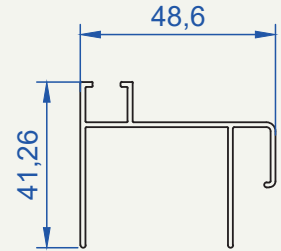
50150

0,650 kg/mt



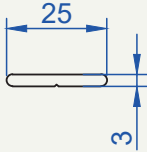
50191

0,499 kg/mt



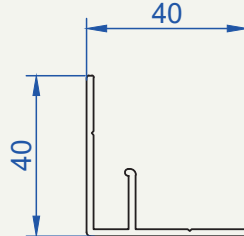
50199

0,197 kg/mt



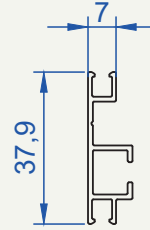
50212

0,442 kg/mt



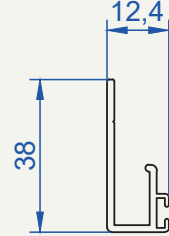
50213

0,259 kg/mt



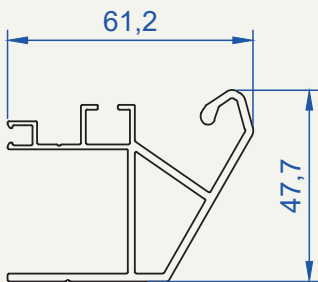
50214

0,330 kg/mt



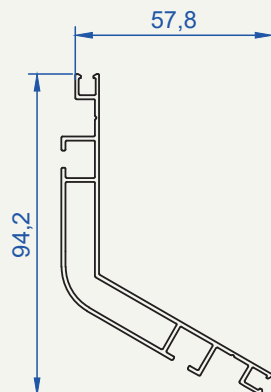
50215

1,058 kg/mt



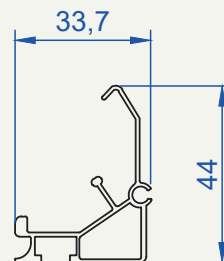
50216

0,834 kg/mt



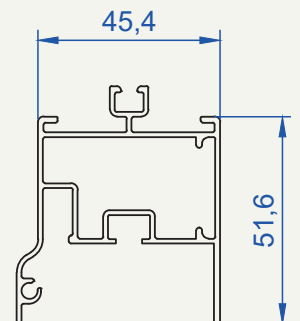
50241

0,413 kg/mt



50242

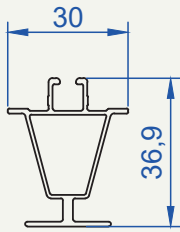
0,924 kg/mt



SERA PROFİLLERİ / GREENHOUSE PROFILES

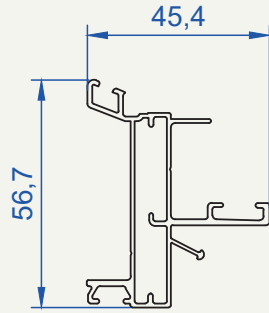
50243

0,386 kg/mt



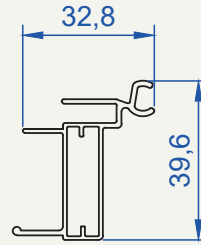
50244

0,690 kg/mt



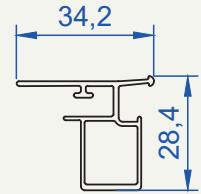
50245

0,432 kg/mt



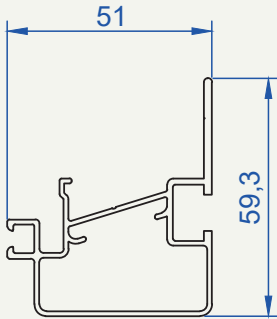
50246

0,352 kg/mt



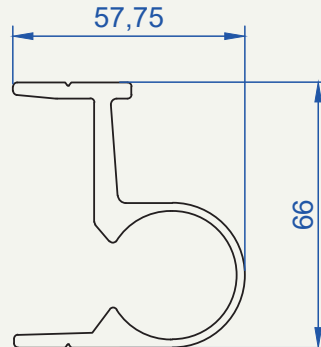
50247

0,824 kg/mt



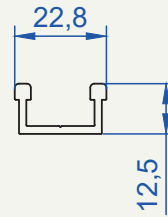
50249

1,675 kg/mt



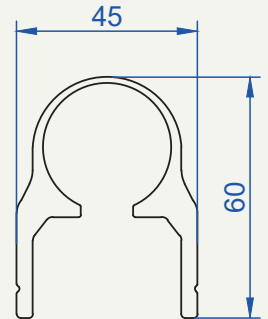
50250

0,259 kg/mt



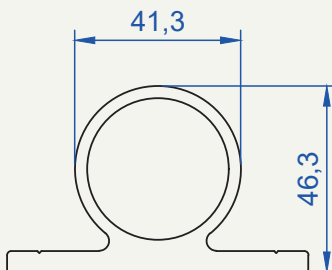
50251

1,590 kg/mt



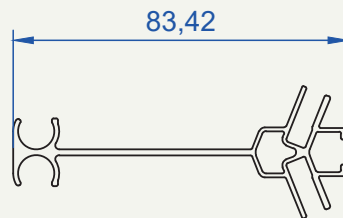
50254

2,110 kg/mt



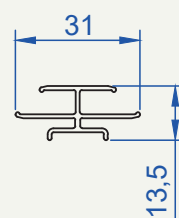
50259

0,740 kg/mt



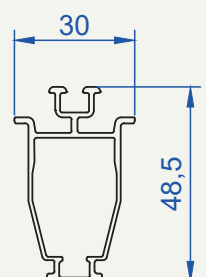
50260

0,209 kg/mt



50261

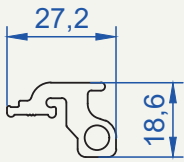
0,526 kg/mt



SERA PROFİLLERİ / GREENHOUSE PROFILES

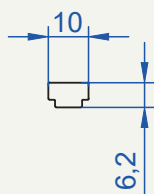
50262

0,520 kg/mt



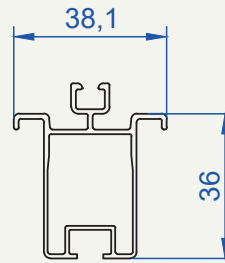
50263

0,150 kg/mt



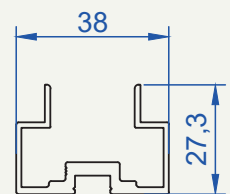
50273

0,535 kg/mt



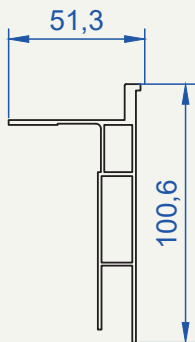
50295

0,565 kg/mt



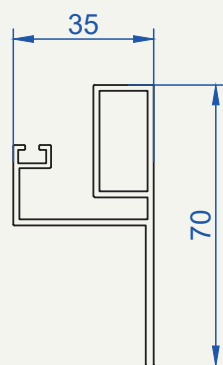
50296

1,119 kg/mt



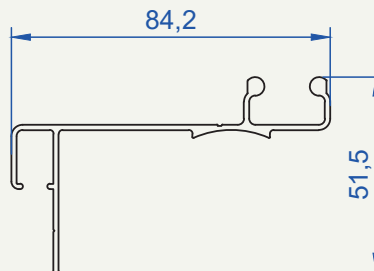
50299

0,802 kg/mt



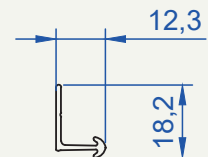
50310

0,728 kg/mt



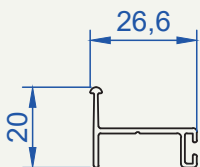
50331

0,106 kg/mt



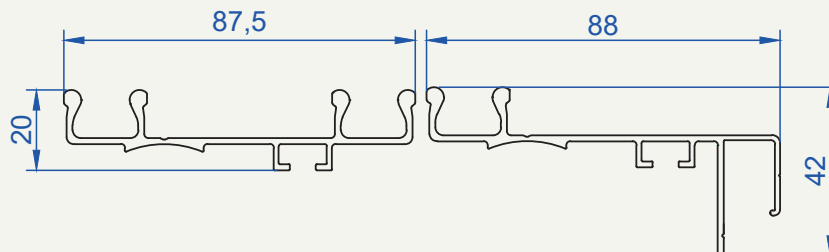
50332

0,192 kg/mt



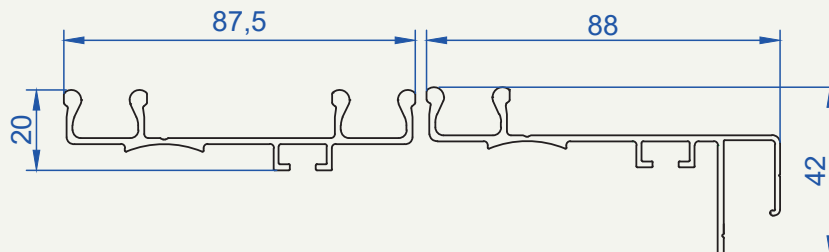
50361

0,784 kg/mt



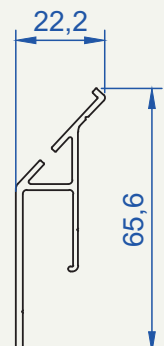
50362

0,792 kg/mt



50363

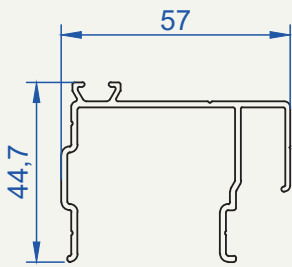
0,492 kg/mt



SERA PROFİLLERİ / GREENHOUSE PROFILES

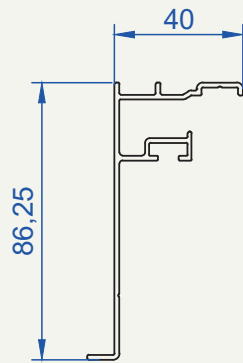
50364

0,679 kg/mt



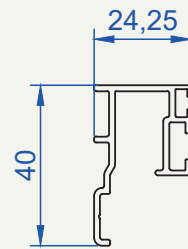
50365

0,728 kg/mt



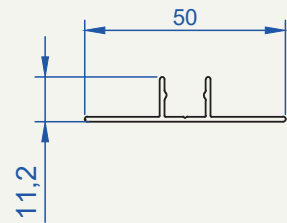
50366

0,443 kg/mt



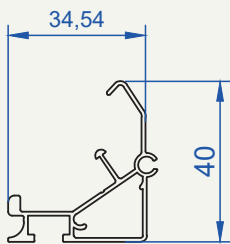
50394

0,236 kg/mt



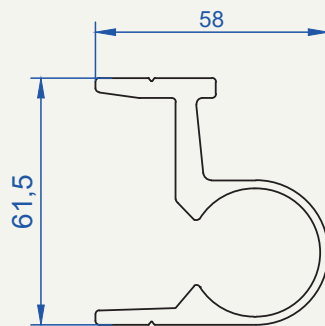
50402

0,201 kg/mt



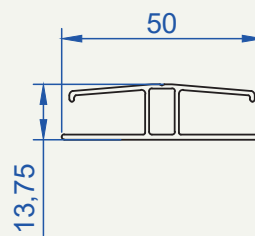
50403

1,779 kg/mt



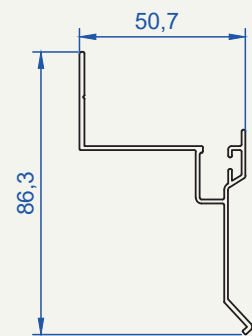
50428

0,381 kg/mt



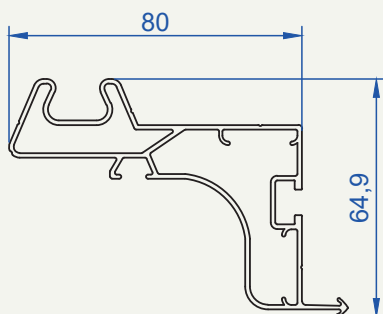
70049

0,583 kg/mt



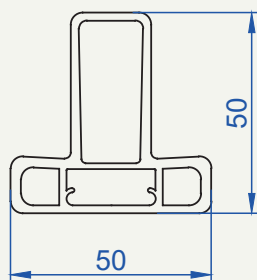
70050

1,173 kg/mt



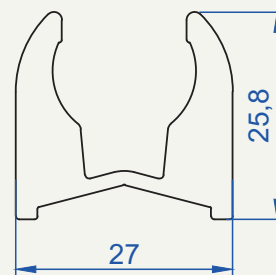
50559

1,363 kg/mt



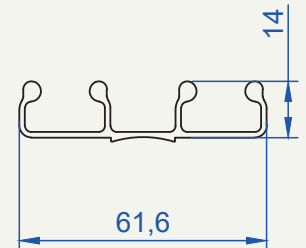
51216

0,853 kg/mt



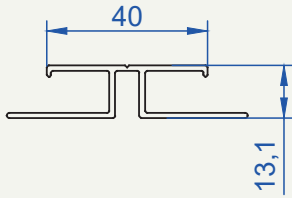
51251

0,563 kg/mt



51252

0,427 kg/mt



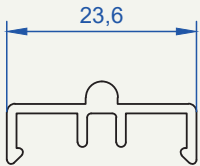
RAY PROFİLLERİ

RAIL PROFILES

RAY PROFİLLERİ / RAIL PROFILES

28004

0,173 kg/mt



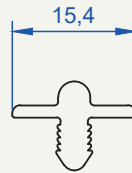
28005

0,132 kg/mt



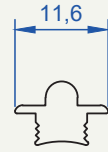
28006

0,153 kg/mt



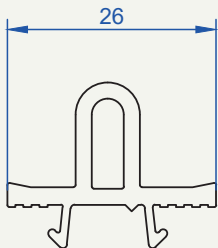
28008

0,119 kg/mt



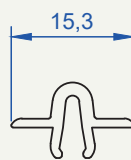
28011

0,350 kg/mt



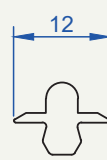
28012

0,103 kg/mt



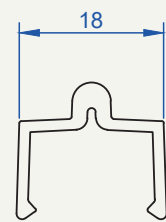
28014

0,116 kg/mt



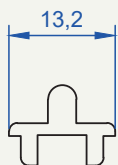
28017

0,198 kg/mt



28018

0,136 kg/mt



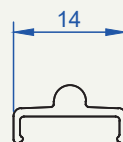
28019

0,081 kg/mt



28021

0,082 kg/mt



28026

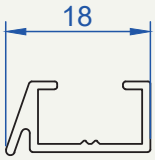
0,070 kg/mt



RAY PROFİLLERİ / RAIL PROFILES

28028

0,124 kg/mt



28029

0,090 kg/mt



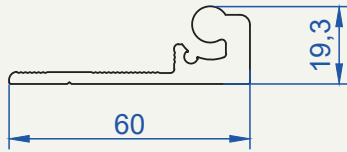
DİLATASYON PROFİLLERİ

DILATION PROFILES

DİLATASYON PROFİLLERİ / DILATION PROFILES

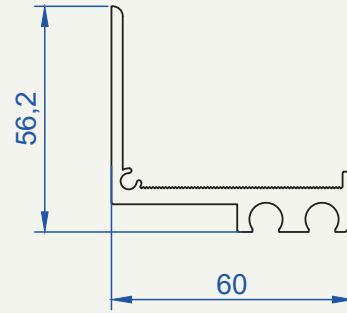
27000

1,000 kg/mt



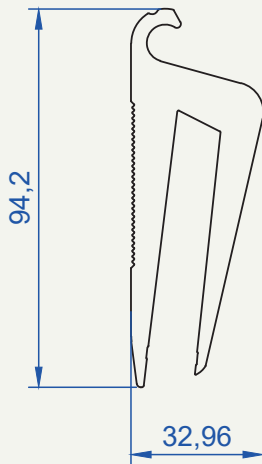
27001

1,298 kg/mt



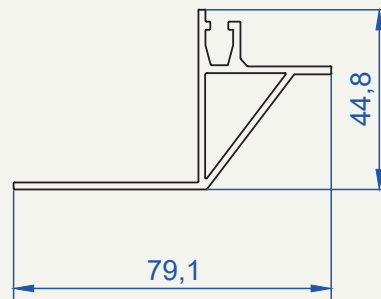
27021

3,512 kg/mt



27000

1,000 kg/mt



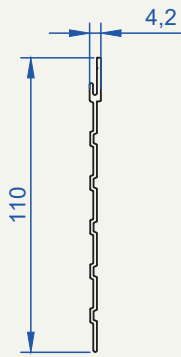
KAROSER PROFİLLERİ

CHASSIS PROFILES

KAROSER PROFİLLERİ / CHASSIS PROFILES

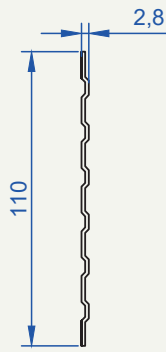
50498

0,455 kg/mt



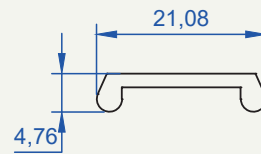
50595

0,446 kg/mt



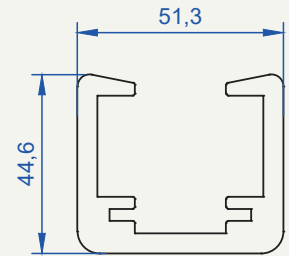
50614

0,133 kg/mt



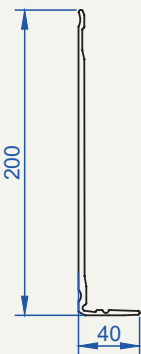
50663

2,286 kg/mt



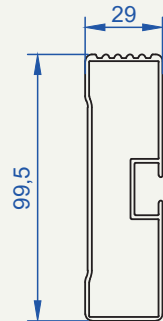
50667

2,255 kg/mt



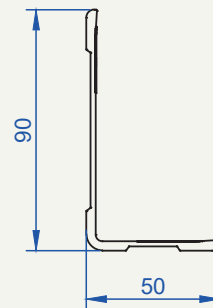
70032

1,163 kg/mt



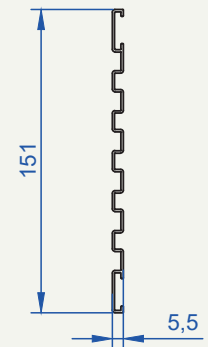
70033

0,931 kg/mt



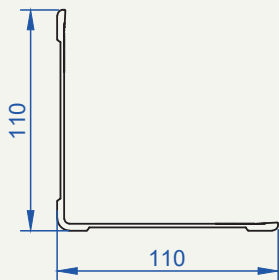
70055

0,694 kg/mt



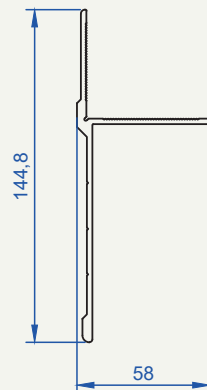
70036

1,340 kg/mt



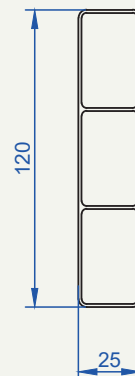
70034

1,396 kg/mt



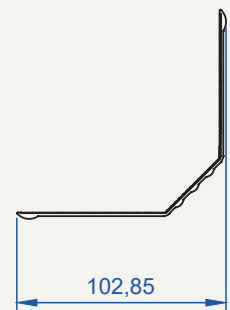
70060

1,080 kg/mt



70048

0,929 kg/mt



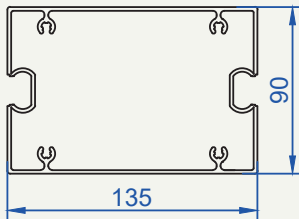
İZOKLİMATİK SİSTEM

ISOCLIMATIC SYSTEM

İZOKLİMATİK / ISOCLIMATIC SYSTEM

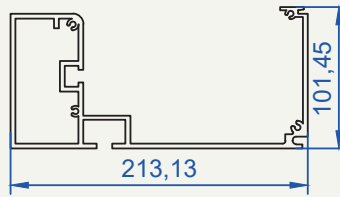
51643

3,106 kg/mt



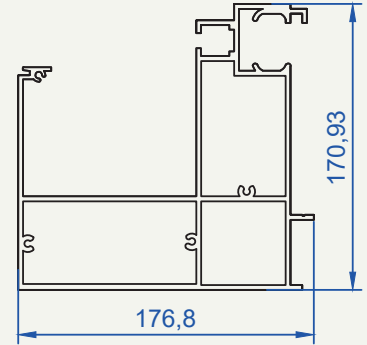
52450

6,299 kg/mt



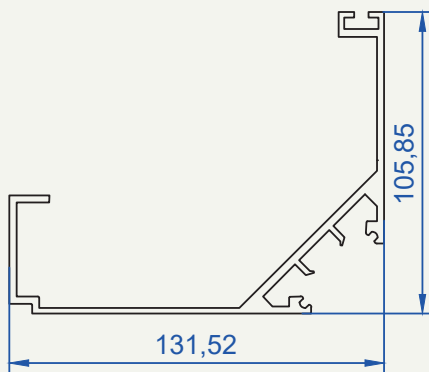
52451

8,193 kg/mt



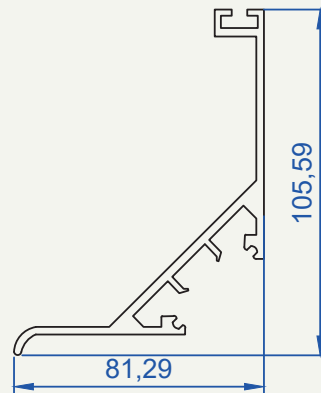
52452

2,422 kg/mt



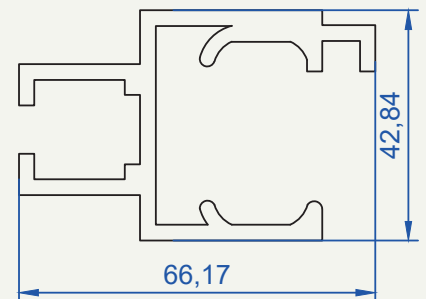
52453

1,861 kg/mt



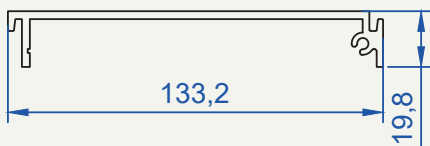
52454

1,753 kg/mt



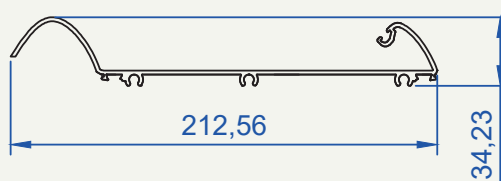
52455

1,375 kg/mt

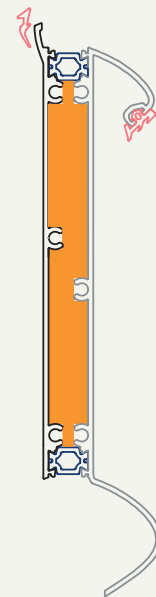


52425

1,908 kg/mt

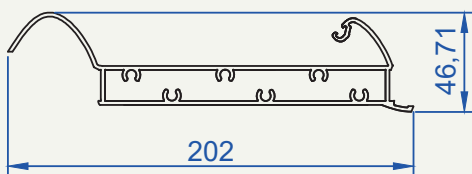


52425-25426



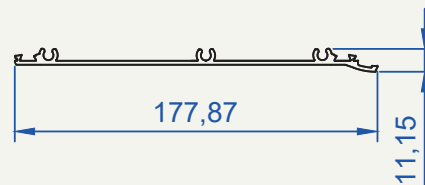
52594

2,880 kg/mt



52426

1,356 kg/mt



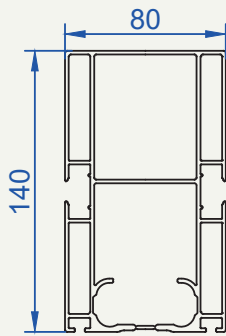
PERGOLA PROFİLLERİ

PERGOLA PROFILES

PERGOLA PROFİLLERİ / PERGOLA PROFILES

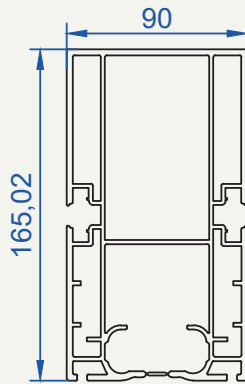
51646

0,695 kg/mt



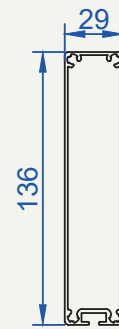
51284-1

6,783 kg/mt



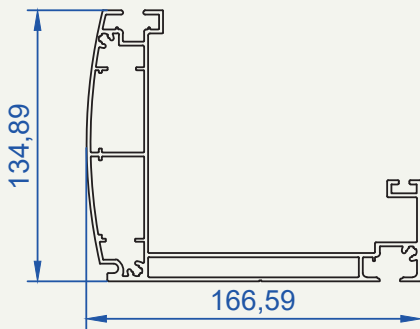
51645

1,511 kg/mt



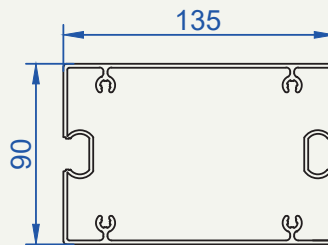
51461

4,265 kg/mt



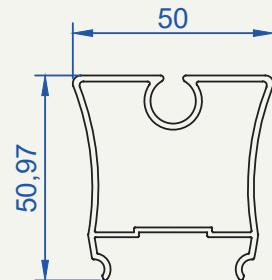
51643

3,106 kg/mt



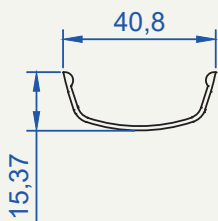
51279

0,868 kg/mt



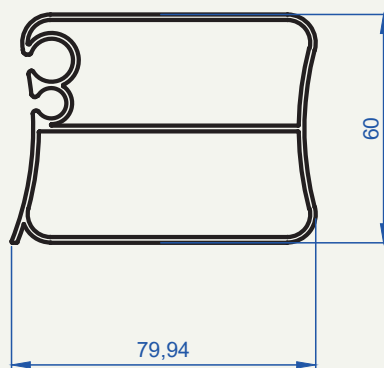
51280

0,197 kg/mt



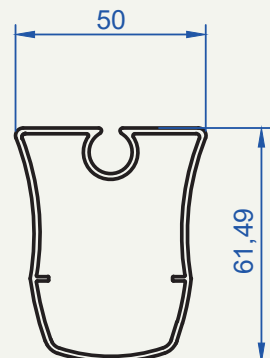
51281

1,539 kg/mt



51553

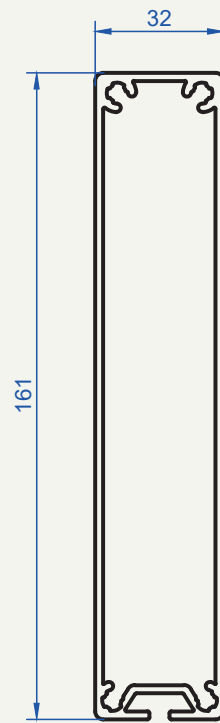
0,929 kg/mt



PERGOLA PROFİLLERİ / PERGOLA PROFILES

51644

2,335 kg/mt



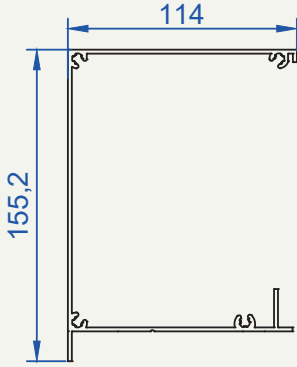
GIYOTIN PROFİLLERİ

GIYOTIN PROFILES

GIYOTIN PROFİLLERİ / GIYOTIN PROFILES

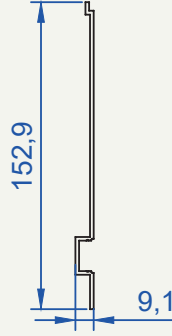
51603

2,452 kg/mt



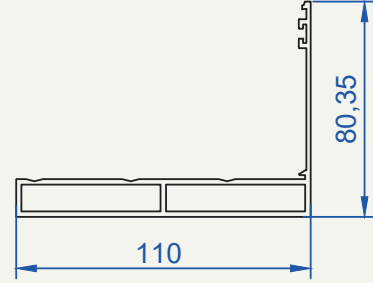
51604

0,824 kg/mt



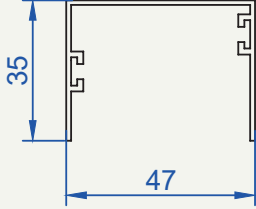
51602

1,692 kg/mt



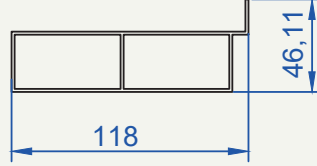
51601

0,448 kg/mt



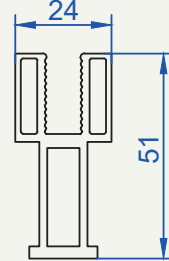
51598

1,322 kg/mt



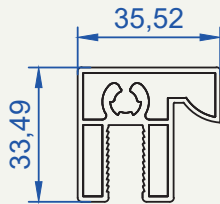
51597

0,983 kg/mt



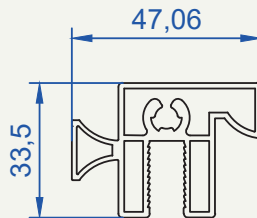
51599

0,841 kg/mt



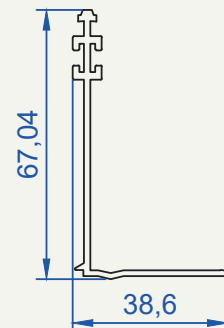
51600

1,149 kg/mt



51826

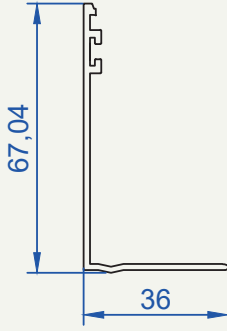
0,536 kg/mt



GIYOTİN PROFİLLERİ / GIYOTİN PROFILES

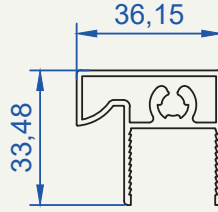
51827

0,480 kg/mt



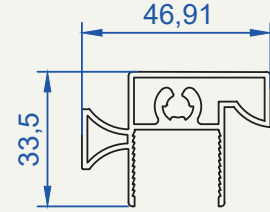
51796

0,700 kg/mt



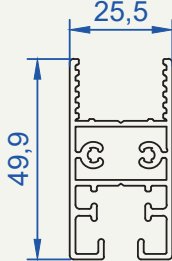
51797

0,800 kg/mt



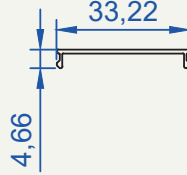
51798

0,762 kg/mt



52371

0,106 kg/mt



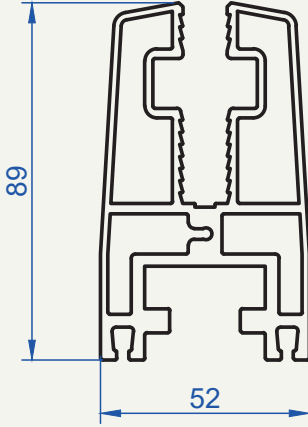
ASKILI SİSTEM PROFİLLERİ

PERGOLA PROFILES

ASKILI SİSTEM PROFİLLERİ / HANGING SYSTEM PROFILES

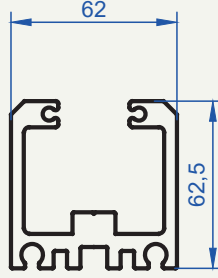
50863

3,319 kg/mt



50864

3,610 kg/mt



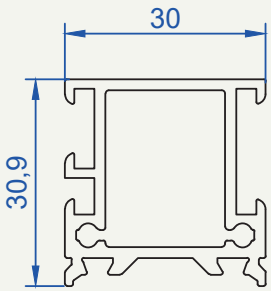
ISI YALITIM PROFİLLERİ

THERMAL INSULATION PROFILES

ISI YALITIM PROFİLLERİ / THERMAL INSULATION PROFILES

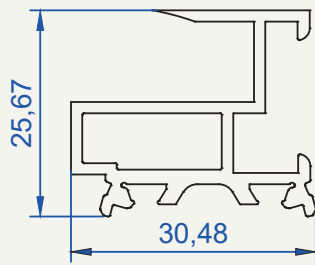
73003

0,665 kg/mt



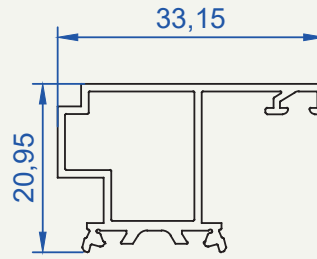
73021

0,481 kg/mt



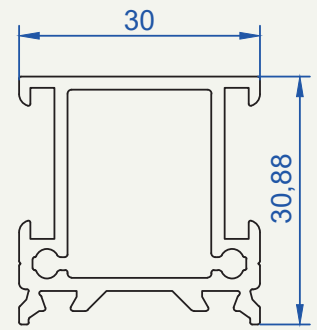
73020

0,653 kg/mt



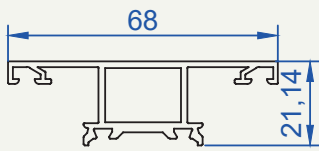
73008

0,640 kg/mt



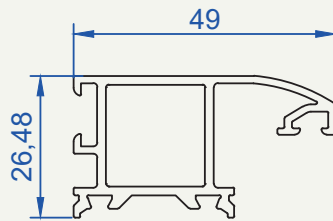
73007

0,721 kg/mt



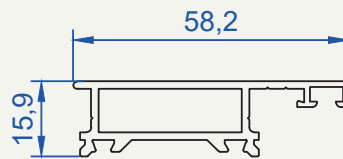
73004

0,690 kg/mt



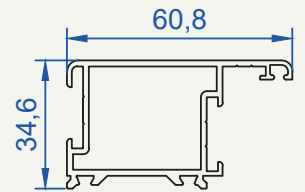
35010

0,603 kg/mt



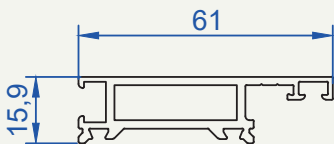
35009

0,862 kg/mt



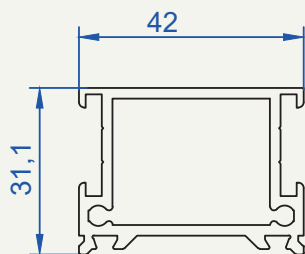
35008

0,734 kg/mt



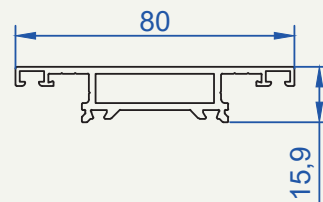
35007

0,858 kg/mt



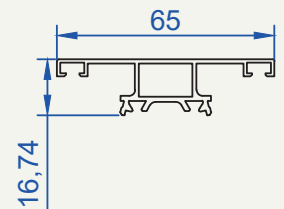
35006

0,875 kg/mt



35001

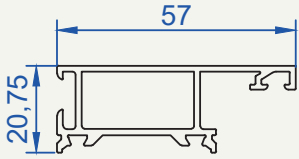
0,509 kg/mt



ISI YALITIM PROFİLLERİ / THERMAL INSULATION PROFILES

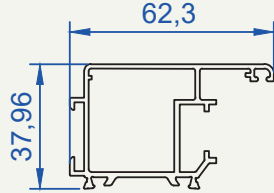
35050

0,638 kg/mt



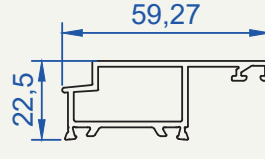
35051

0,878 kg/mt



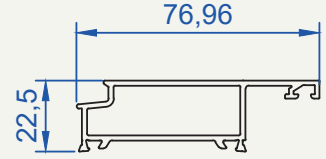
35052

0,671 kg/mt



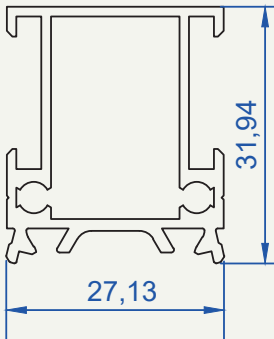
35053

0,835 kg/mt



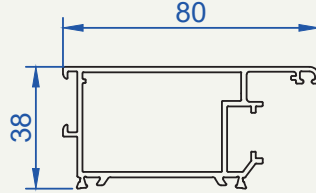
35000

0,513 kg/mt



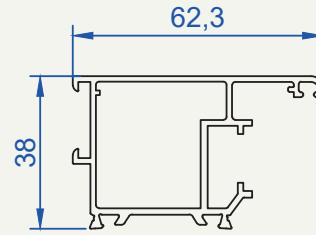
35046

1,095 kg/mt



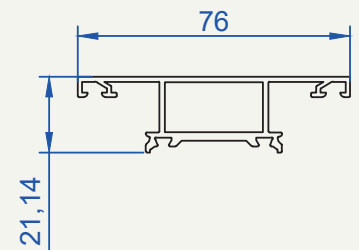
35045

0,873 kg/mt



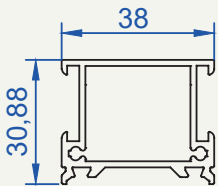
35049

0,777 kg/mt



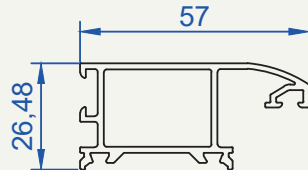
35048

0,678 kg/mt



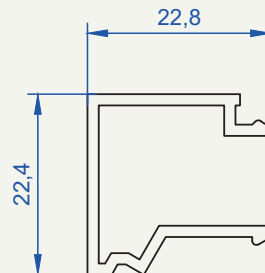
35007

0,725 kg/mt



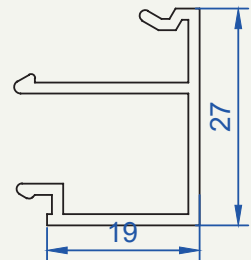
35012

0,282 kg/mt

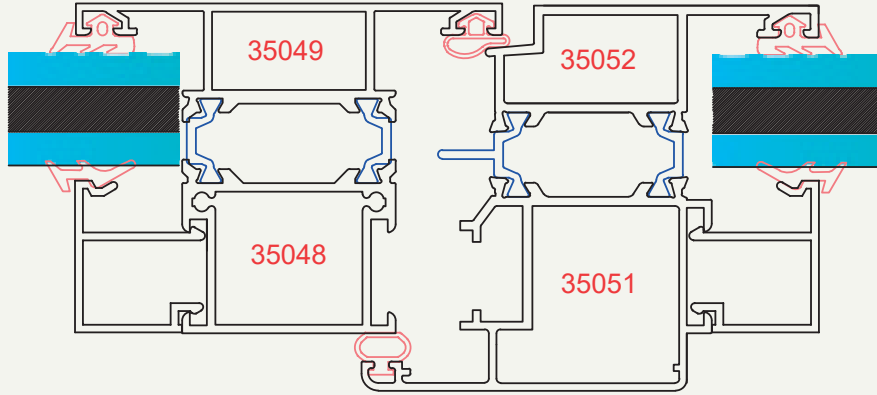


73017

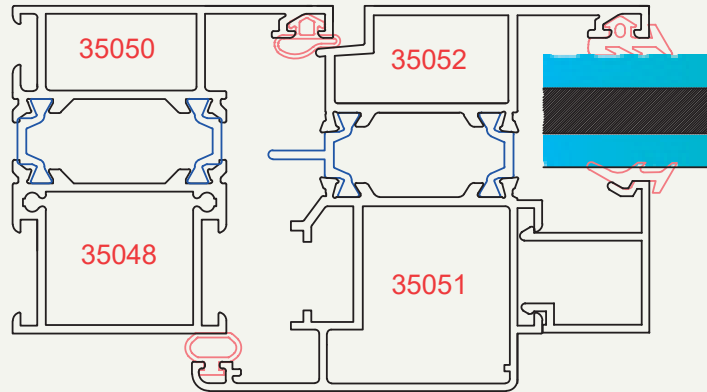
0,315 kg/mt



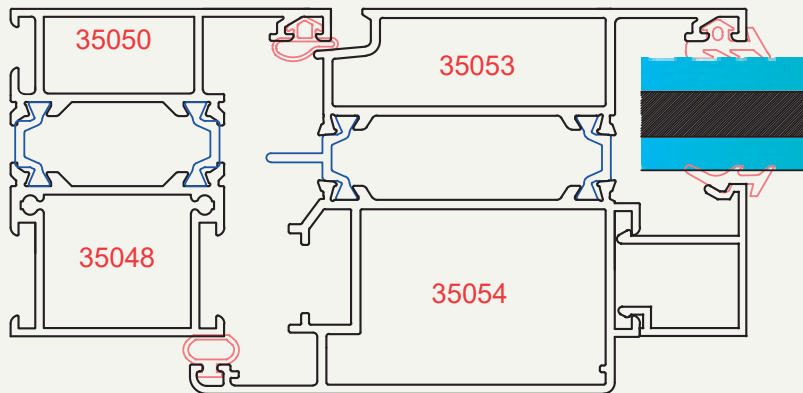
PVC KANALLI ISI YALITIMLI DÜZ ORTA KAYIT - KANAT



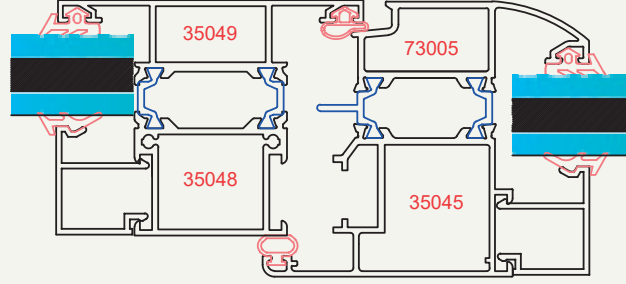
PVC KANALLI ISI YALITIMLI DÜZ KASA - KANAT



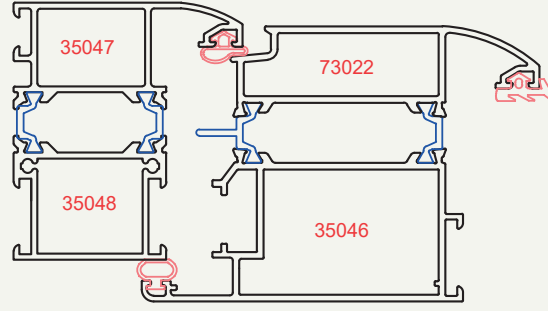
PVC KANALLI ISI YALITIMLI DÜZ KASA - KAPI



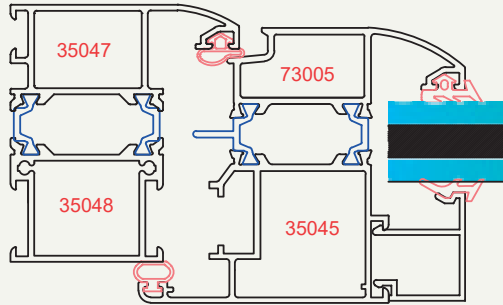
PVC KANALLI ISI YALITIMLI KAVİSLİ ORTA KAYIT - KANAT



PVC KANALLI ISI YALITIMLI KAVİSLİ KASA - KAPI



PVC KANALLI ISI YALITIMLI KAVİSLİ KASA - KANAT



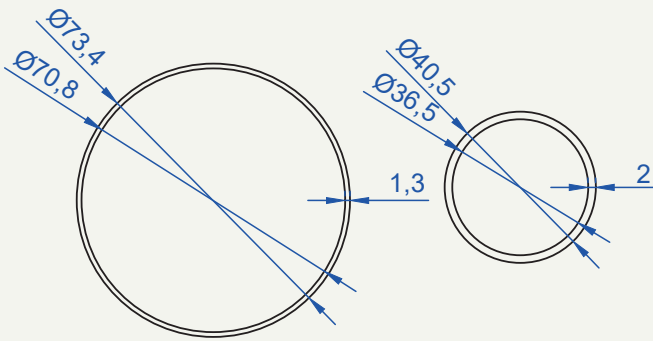
OTOMOTİV PROFİLLERİ

AUTOMOTIVE PROFILES

OTOMOTİV PROFİLLERİ / AUTOMOTIVE PROFILES

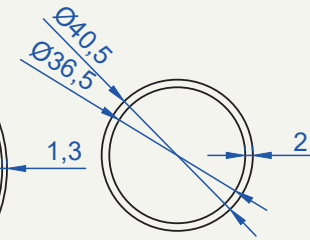
1062

1,253 kg/mt



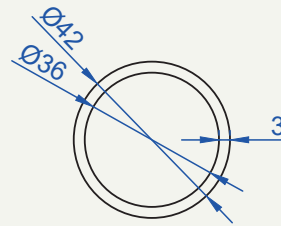
1071

0,655 kg/mt



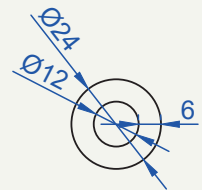
1095

0,749 kg/mt



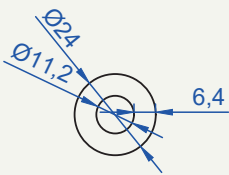
1096

0,919 kg/mt



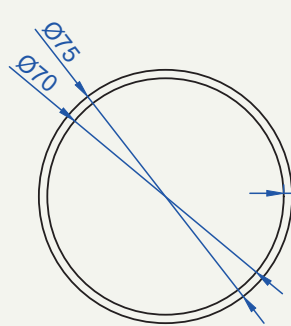
1097

0,959 kg/mt



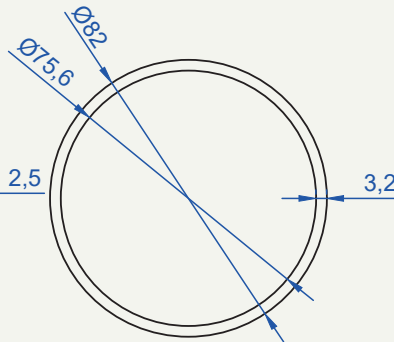
1099

1,548 kg/mt



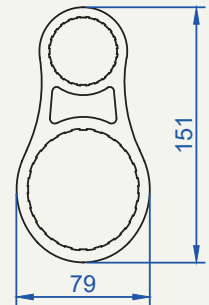
1100

2,150 kg/mt



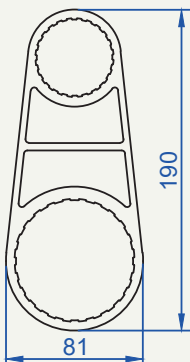
51502

8,270 kg/mt



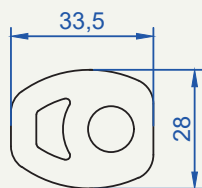
51515

9,372 kg/mt



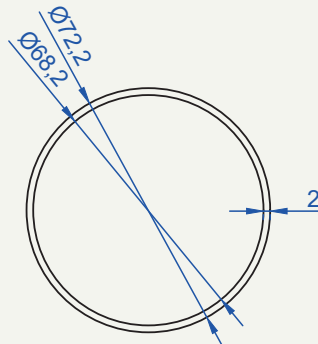
51715

1,709 kg/mt



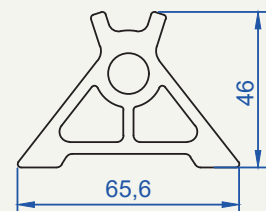
51716

1,195 kg/mt



51719

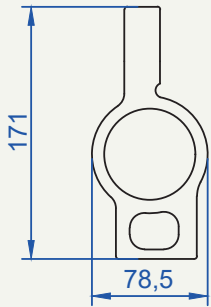
2,340 kg/mt



OTOMOTİV PROFİLLERİ / AUTOMOTIVE PROFILES

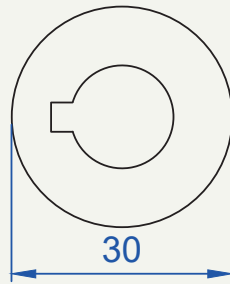
51720

12,331 kg/mt



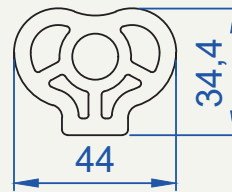
51728

1,474 kg/mt



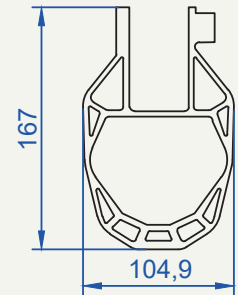
51750

2,030 kg/mt



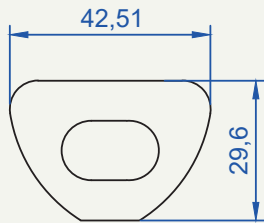
51783

9,966 kg/mt



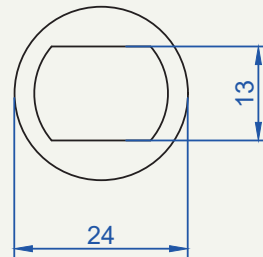
51791

2,120 kg/mt



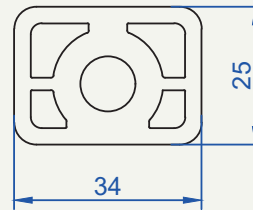
51792

0,629 kg/mt



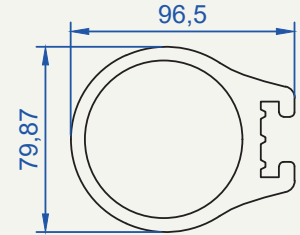
51854

1,507 kg/mt



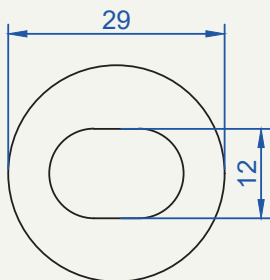
51954

5,430 kg/mt



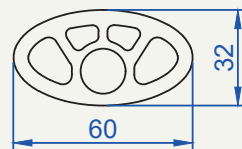
51955

1,295 kg/mt



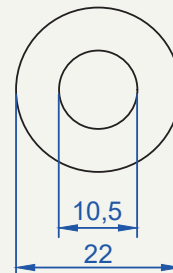
52117

2,423 kg/mt



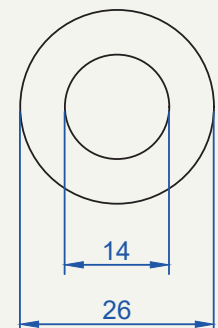
52135

0,795 kg/mt



52136

1,021 kg/mt




BERNES
ALUMINIUM

